



IFIC BANK
LIMITED

ইন্টারন্যাশনাল ফাইন্যান্স ইনভেস্টমেন্ট এন্ড কমার্স ব্যাংক লিঃ

www.ificbankbd.com

ANNUAL
REPORT
2010

LIMITATIONS UNBOUNDED

Your Satisfaction First



IFIC BANK
LIMITED

ইন্টারন্যাশনাল ফাইন্যান্স ইনভেস্টমেন্ট এন্ড কমার্স ব্যাংক লিঃ



IFIC BANK
LIMITED

ইন্টারন্যাশনাল ফাইন্যান্স ইনভেস্টমেন্ট এন্ড কমার্স ব্যাংক লিঃ

Registered Office

BDBL Bhaban, 8 Rajuk Avenue
Dhaka - 1000, Bangladesh

GPO Box No. 2229

Phone : PABX : 7162992, 7162994-6, 9563020

9562060, 9562062, 9562068

Fax : 880-2-9562015

880-2-9560349 (Dealing Room)

Swift: IFIC BD DH

Web: www.ificbankbd.com

E-mail: info@ificbankbd.com



Annual Report 2010



Contents

Letter of Transmittal	04
Corporate Information	05
Board of Directors	06-07
Executive Committee of the Board	08
Audit Committee of the Board	09
Our Mission	10-11
Management Team	12-13
Message from the Chairman	14-16
Managing Director's Review	17-19
Last 5 years at a Glance	20
Report of the Executive Committee of the Board	21
Report of the Audit Committee of the Board	22-24
Compliance Report on SEC Notification	25-29
33 rd AGM Highlights	30
Directors' Report	31-65
Consolidated Statement of Value Added	66
Financials 2010	67-153
Branch Network	154-168
Notice of AGM	169
Attendance Slip	171
Proxy Form	173

Letter of Transmittal

To
All Valued Shareholders
IFIC Bank Limited

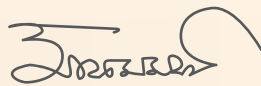
Sub: Annual Report for the year ended December 31, 2010

Dear Sir (s)

We are pleased to forward the Annual Report of International Finance Investment and Commerce Bank Limited (IFIC Bank Ltd.) containing the Audited Financial Statements as at December 31, 2010 for your kind information and record.

Thanking you,

Yours faithfully,



(A.K.M. Mozharul Hoque)
SEVP & Company Secretary

Corporate Information

Name of the Company

International Finance Investment and Commerce Bank Limited (IFIC)

Legal Form

IFIC Bank Limited was incorporated in Bangladesh and registered with the Registrar of Joint Stock Companies and Firms as a public company limited by shares.

Company Registration Number

4967, Dated October 08, 1976

Authorized Capital

Tk.5,350 million

Paid up Capital

Tk.2,180 million

Listing Status

Listed with Dhaka Stock Exchange Ltd. (DSE) and Chittagong Stock Exchange Ltd. (CSE) in 1986 and 1995 respectively.

Market Category

A Category

Tax Payer Identification Number (TIN)

210-200-0537, LTU, Dhaka.

VAT Registration Number

9021077014

Registered Office

BDBL Bhaban (8th-10th & 16th-19th floor)
8 Rajuk Avenue, Dhaka-1000
Tel: 9563020-29, Fax:9562015
Swift: IFIC BD DH
E-mail: info@ificbankbd.com
Web: www.ificbankbd.com

Auditors

M. J. Abedin & Co.
Chartered Accountants

Legal Advisors

Mr. Ahsanul Karim

Tax Consultants

Adil & Associates

Credit Rating Agency

Credit Rating Agency of Bangladesh Limited

Name of Chairman

Salman F Rahman

Name of Managing Director

Mohammad Abdullah

Name of CFO

S. M. Abdul Hamid

Name of Company Secretary

A.K.M. Mozharul Hoque

No. of Employees

2,315

No. of Branches

95

No. of SME Service Center

02

No. of Shareholders

37,773

Investor Relations

BDBL Bhaban (10th floor)
8 Rajuk Avenue, Dhaka-1000
Hotline Number: 9563020



Board of DIRECTORS

Chairman

Salman F Rahman

Directors

Mohammad Lutfar Rahman

Abu Tahir Mohammad Golam Maruf

Aminur Rahman

Syed Anisul Huq

(Representing M/s. Art International Ltd.)

Mohammed Nayem Syed

(Representing M/s. Red-Sea International Ltd.)

Anwaruzzaman Chowdhury

Monirul Islam

Tanim Noman Sattar

(Independent Director)

Mahmudul Huq Bhuiyan

(Govt. Nominated Director)

Arastoo Khan

(Govt. Nominated Director)

Syed Monjurul Islam

(Govt. Nominated Director)

Dr. Mohammad Ali Khan, ndc.

(Govt. Nominated Director)

Managing Director

Mohammad Abdullah



Sitting from Left:

Mr. Syed Monjurul Islam, Mr. Mohammad Lutfar Rahman, Mr. Salman F Rahman (Chairman), Mr. Mahmudul Huq Bhuiyan, Mr. Arastoo Khan

Standing from right:

Mr. Aminur Rahman, Mr. Monirul Islam, Mr. Tanim Noman Sattar, Mr. Syed Anisul Huq, Dr. Mohammad Ali Khan, ndc, Mr. Mohammad Abdullah (Managing Director)



Executive Committee of the Board

Chairman

Mohammad Lutfar Rahman

Directors

Abu Tahir Mohammad Golam Maruf

Aminur Rahman

Syed Anisul Huq

Mohammed Nayem Syed

Arastoo Khan

Dr. Mohammad Ali Khan, ndc.

Managing Director

Mohammad Abdullah





IFIC

Audit Committee of the Board

Convenor

Mahmudul Huq Bhuiyan


Members

Syed Monjurul Islam
Tanim Noman Sattar

Secretary

A.K.M. Mozharul Hoque





Our Mission

Our Mission is to provide service to our clients with the help of a skilled and dedicated workforce whose creative talents, innovative actions and competitive edge make our position unique in giving quality service to all institutions and individuals that we care for.

We are committed to the welfare and economic prosperity of the people and the community, for we derive from them our inspiration and drive for onward progress to prosperity.

We want to be the leader among banks in Bangladesh and make our indelible mark as an active partner in regional banking operating beyond the national boundary.

In an intensely competitive and complex financial and business environment, we particularly focus on growth and profitability of all concerned.



Management Team

Managing Director

Mohammad Abdullah

Deputy Managing Director

Mati-ul-Hasan

Zaitun Sayef

Senior Executive Vice President

A.K.M Mozharul Hoque

Syed Zahidul Islam

S.M Abdul Hamid

Executive Vice President

Shaikh Rashid Ahmed

Narayan Chandra Roy

Fariduddin Al Mahmud

Md. Sharifur Rahman

Wakar Hasan

Md. Abul Hossain

Md. Ruhul Amin

Khondkar Rafiq-Uz-Zaman

Senior Vice President

Md. Abu Tayeb

A.K.M Shafiqul Alam

Md. Bader Kamal

Gopal Chandra Guha Roy

Harun-Ar-Rashid

Shah Md. Moinuddin

Shamsul Alam

Kazi Saifuddin Ahmed

Md. Shahjahan Miah

Sajjad Zabir

Abu Nasser Al-Razi

Ashim Chowdhury

First Vice President

Mohammad Shahed Shah Munnah

Md. Mohidur Rahman

Md. Rafiqul Bari Chowdhury

Shahjahan Kabir

Syed Fazle Ahmed

Mir. Golam Mowla (Pinto)

Parimal Roy

A.K.M Jeur Rahman

A.F.M. Asaduzzaman

Shahab Rashid Khan

Nurul Basher Abdul Mamun

Vice President

Md. Nazrul Islam

Jahir Uddin Ahmed

Wasima Akhter

Ataus Samad

Md. Manirul Islam

Raihan Uddin Ahmed

M. Mozibar Rahman

Chowdhury Akhtar Asif

Khan Asaduzzaman

Kazi Azmal Bari

S.M Shafiqul Haider

Zulfiquar Ali Khan

Shafaiat Ahmed Chowdhury

Mustafizur Rahaman

Kazi Obaidul Al-Faruk

Md. Habibur Rahman



Message from the Chairman

Dear Shareholders:

Assalamualikum

It gives me immense pleasure to welcome you all to the 34th Annual General Meeting of IFIC Bank Limited. I would like to express my sincere thanks and heartfelt gratitude to all of you for your active support and co-operation extended throughout the year for the Bank.

The year 2010 was indeed a challenging year for global as well as domestic economy. During the year, emerging and developing economies witnessed high robust output growth, while developed western economies experienced comparatively lower growth. The Bangladesh economy however, maintained its growth momentum in 2010 with slow growth in export and declining inward remittance in the first half and remarkable export growth and gradual decline in foreign remittance in the second half.

The banking sector of Bangladesh came across some remarkable changes during 2010. Due to participation of a huge number of people in the capital market, time deposits in the banking sector experienced a sluggish growth. Moreover, regulatory strictures on Spread, Interest Rate on Lending,



Fees and Charges for banking services, reduction of loan-margin ratio on consumer lending, mandatory lending to agricultural sector also influenced banking sector's performance to a great extent.

In the midst of the above economic scenario, IFIC Bank passed a successful year of financial performance in 2010. The Bank earned an operating profit of Tk.418.35 crore in 2010, registering a growth of 102% over the previous year. Deposits of the Bank registered a growth of 11.80% over the previous year and stood at Tk.5592.00 crore as at 31st December, 2010. Total outstanding loans and advances of the Bank stood at Tk.4883.00 crore marking an increase of 29.19% over the preceding year. During the year the Bank conducted foreign exchange business for Tk.13190.00 crore and guarantee business for the 434.00 crore registering growth of 18.72% and 17.84% respectively in comparison with that of previous year. Due to strict monitoring and aggressive recovery drive, classified loan ratio of the Bank came down to 4.76% of total loans and advances at the end of the year. Return on Equity (RoE) increased to 28.55% in 2010 from that of 21.43% of 2009. Earnings per share of the Bank also increased by 85% to Tk 76.34 as on 31.12.2010 as against Tk.41.27 of 31.12.2009.

IFIC Bank has already implemented BASEL-II framework for assessment of capital adequacy in line with Bangladesh Bank's directives. Bank's Capital Adequacy Ratio (CAR) as per BASEL-II guidelines was 9.78% as against required minimum of 9% of RWA during the year.

As a responsible corporate body, IFIC Bank made significant contribution to government's exchequer by paying income tax on its earnings, deducting at source income taxes, VAT and excise duty from various payments and services. The Bank made direct contribution of Tk.83.60 crore to government exchequer against its earnings in 2010.

IFIC Bank continued its noble spirit of being associated with a number of CSR activities throughout the year 2010. The Bank made a donation of Tk.50.00 lac for construction of Muktijuddha Jadughar and donated Tk.25.00 lac to Bangladesh Olympic Association as a title sponsor of SA Games. The Bank also donated Tk.10.00 lac to Aarial Bil Maa-O-Shishu Foundation and Tk.1.00 lac to Mujibunnessa Eye Hospital. To stand beside the bereaved family members of Nimtaly Fire Tragedy, IFIC Bank also contributed Tk.30.00 lac to the honourable Prime Minister's Relief Fund as financial assistance in the year 2010. To further strengthen its CSR activities, IFIC Bank has already formed 'IFIC Bank Foundation' with the approval of regulatory authorities, which will come into operation very soon.

To meet growing expectations of the customers, IFIC Bank continued to extend its reach through conventional banking as well as alternative delivery channels, innovative products and personalized services to customers. As per Bangladesh Bank's directives, the Bank is providing MICR encoded personalized cheque books to customers and also implemented Automated Clearing House successfully. The Bank also signed a participation agreement with Bangladesh Bank to finance Tk.200.00 crore under Refinancing Scheme of Bangladesh Bank to support Solar Energy, Bio Gas and ETP projects.

I would like to express my thanks to the employees of the Bank whose sincere efforts have materialized the financial performance of the Bank in 2010. I also sincerely thank M/s. M.J. Abedin &



Company for carrying out External Audit professionally and advising the Bank on various compliance issues relating to IAS and BAS.

I would like to affirm that with your continued support and co-operation, IFIC Bank Limited, under the guidance of its prudent Board of Directors, shall be able to regain its past glory and consolidate its position as a top ranking first generation private sector commercial bank in the banking domain of the country in near future.

Finally I, on behalf of the Board of Directors of the Bank, express my sincerest thanks to the customers for giving us the opportunity to serve them and to the shareholders for their trust and confidence reposed on us. I also take the opportunity to express my thanks and gratitude to all the regulatory bodies specially, Ministry of Finance, Bangladesh Bank, Securities and Exchange Commission, Dhaka Stock Exchange, Chittagong Stock Exchange for their continuous support, guidance and co-operation.



Salman F. Rahman
Chairman



IFIC

Managing Director's Review

I feel proud to have the charge of Managing Director of IFIC Bank Limited, a leading first generation private sector bank in the country. This is a huge opportunity indeed and I am well aware of my responsibility to lead the Bank from the forefront. I am happy to record my Statement for the Annual Report 2010.

The year 2010 was indeed a challenging year in the local and the international banking sector as the world was still coping with aftershocks left by global recession that continued throughout the year. However, despite the continuation of the global economic recession, Bangladesh economy fared comparatively well in 2010 with a GDP growth of 5.8 percent.

For IFIC Bank, the year 2010 was eventful. There was a marked growth in business and profitability of the Bank during the year, which is reflected in all the performance indicators. The operating profit of the Bank stood at Tk. 418 crore in 2010 over Tk. 207 crore in 2009, showing a remarkable growth of 102% over previous year. This solid performance is the testament to the strength of Bank's core business and its prudent management.



The deposit of the Bank reached at Tk. 5,592 crore in 2010 against Tk. 5,002 crore in 2009, showing a growth of 11.80%, loans & advances increased to Tk. 4,883 crore from Tk. 3,779 crore, registering a growth of 29.21% and foreign trade and remittance grew by 18.71% from Tk. 11,111 crore to Tk. 13,190 crore. Strong recovery drives throughout the year contributed significantly in recovery of classified loans of the past, which stood at a level of 4.76% at the end of the year compared to 6.14% of 2009. Our Capital Adequacy Ratio (CAR) under Basel II guidelines was 9.78% which is well above the requirement set by Bangladesh Bank (9%).

During the year, we have undertaken a good number of growth initiatives which will surely position the Bank for the future. In 2010, we have:

- Opened 10 new branches in the country, making a total network of 97 branches;
- Successfully implemented highly sophisticated Core Banking solution from Misys, UK to provide Real Time Online Banking solution to the customers facilitating operation of the account from anywhere of the country or any branch banking;
- Successfully introduced Machine readable personalized cheques and migrated to Automated Clearing House.
- Introduced SMS banking and is looking forward to introducing Internet banking & more innovative hi-tech products in future.
- Launched subsidiary company of the Bank in the name of "IFIC Securities Ltd." as per statutory requirement and to diversify investment portfolio of the Bank to capital market.
- Introduced VISA Brand Debit and Prepaid Cards including International Prepaid Cards. With this, we have completed introduction of full range of Plastic Cards to meet the diversified demand of our customers.

CSR Activities:

We feel inspired by the interest and initiative of the Governor of Bangladesh Bank, Dr. Atiur Rahman in promotion of CSR activities and 'Green Banking' by banks in Bangladesh. Towards this end, IFIC Bank undertook various programs for social and community welfare during 2010 as before. To handle the CSR issues more systematically and effectively, the Bank has recently created 'IFIC Bank Foundation'. For promoting 'Green Banking', the Bank is pursuing to support solar energy, bio-gas and ETP projects and motivating its customers, staff and stakeholders to factor ecological, social and economic consequences into all of their personal and professional decisions.

Human Resources Management:

People are the most important resource and key to the success of any organization. To hire and attract talents, the Bank endeavored to recruit regular batches of Probationary Officers from open market through competitive examination with attractive compensation package providing them ample avenues for career progression. To develop and equip the employees with essential skills, the Bank places great emphasis on the development of its workforce and hence the Bank undertakes appropriate training and workshops to update their knowledge in their respective functional areas. We continue to invest in the skills and the future development of our employee base. The Bank's Training Academy is one of the best equipped institutions in the industry.

In the backdrop of the general outlook for 2011, our strategies will be to:

- Continue to operate in our niche market and conduct business that we do well;
- Maintain capital base above regulatory requirement;
- Maintain high standard for asset quality through disciplined credit risk management and risk monitoring;
- Intensify and expand our deposit base with more stress on growth of low-cost deposits;
- Re-engineer processes by aligning back/front functions in line with core banking platform, upgrading information based decision-making processes and diversifying technology uses;
- Improve quality of human capital by strengthening people's competencies and make best use of human skills and acumen through proper grooming and motivation;
- Deliver on corporate social responsibility and ensure strong community involvement.

Acknowledgement:

I would like to express my deepest appreciation and profound gratitude to the regulatory authorities especially Bangladesh Bank, Securities and Exchange Commission, Dhaka Stock Exchange and Chittagong Stock Exchange for their continuous support and cooperation. My humble gratitude goes to our distinguished Chairman and honorable members of the Board of Directors for their continuous support, patronage, guidance and encouragement. Thanks are due to our valued customers who remained loyal through thick and thin. And finally thanks to all our employees for their dedication and commitment, which made us stand at this position.



Mohammad Abdullah
Managing Director



Last 5 years at a Glance (Consolidated)

Figs in Million

	2006	2007	2008	2009	2010
Authorized Capital	500	1,600	1,600	5,350	5,350
Paid –up Capital	406	671	1,341	1,744	2,180
Reserve Fund	1,229	1,943	1,856	2,454	3,585
Deposits	28,621	29,900	36,092	50,018	55,918
Loans & Advances	25,491	28,361	33,018	37,794	48,826
Investments	3,545	3,856	5,230	9,083	9,635
Gross Income	3,688	5,197	5,527	6,494	8,948
Gross Expenditure	2,825	3,694	3,905	4,535	5,103
Net Profit before taxation	608	1,465	1,317	1,650	3,184
Import Business	3,676	4,435	5,034	4,372	6,247
Export Business	4,901	5,487	6,656	5,424	5,598
Foreign Remittance	658	678	1,227	1,314	1,345
Number of Employees	2,014	1,997	2,110	2,193	2,315
Number of Branches	65	69	74	82	97
Number of Shareholders	5,724	9,286	31,915	34,152	37,773

REPORT OF THE EXECUTIVE COMMITTEE OF THE BOARD

The Executive Committee of the Board of Directors of IFIC Bank Ltd. was re-constituted by the Board in line with BRPD Circular No. 06 dated 04.02.2010 and BRPD Circular Letter No. 02 dated 15.02.2010.

The Executive Committee of the Board of Directors of IFIC Bank Ltd. is comprised of 07 (Seven) members from the Board of Directors. The present structure of the Board's Executive Committee is as follows:

Mr. Mohammad Lutfar Rahman	Chairman
Mr. A. T.M. Golam Maruf	Member
Mr. Aminur Rahman	Member
Mr. Syed Anisul Huq	Member
Mr. Mohammed Nayem Syed	Member
Mr. Arastoo Khan	Member
Dr. Mohammad Ali Khan, ndc.	Member

The Company Secretary of the Bank is the Secretary of the Executive Committee of the Board.

In the light of the Terms of Reference, the Executive Committee in its meetings considers/approves business proposals other than large loans. Apart from business proposals, proposals relating to hiring of new premises, renewal of lease agreement with enhancement of the bank premises and renovation/refurbishment of branch premises, purchase of electric/electronics equipment, computer and its accessories, air conditioners, generators and vehicles are also placed before the Executive Committee.

During the year 2010, a total of 05 (five) Meetings of the Executive Committee were held. The members of the Committee in these meetings, approved various proposals placed by the Bank Management before them for consideration. The particulars of attendance of the members of the Executive Committee are given below:

Name of the Director	Position	Total number of meetings held during 2010	Total attendance	Remarks
Mr. Mohammad Lutfar Rahman	Chairman	05	05	The Directors who could not attend the meeting were granted leave of absence
Mr. A.T.M. Golam Maruf	Member	05	04	
Mr. Aminur Rahman	Member	05	03	
Mr. Syed Anisul Huq	Member	05	02	
Mr. Mohammed Nayem Syed	Member	05	02	
Mr. Arastoo Khan	Member	05	04	
Dr. Mohammad Ali Khan, ndc	Member	05	05	

The Executive Committee expresses its sincere thanks to the Members of the Board and the Management of IFIC Bank Limited for their excellent support while carrying out the duties and responsibilities of the Committee.



Mohammad Lutfar Rahman
Chairman, Executive Committee

REPORT OF THE AUDIT COMMITTEE OF THE BOARD

The Audit Committee of IFIC Bank Limited was formed by the Board of Directors in accordance with the BRPD Circular Number 12 dated December 23, 2002 of Bangladesh Bank and the notifications of Securities and Exchange Commission vide SEC/CMRRCD/2006-158/admin/02-8 dated February 20, 2006.

The Audit Committee of IFIC Bank Limited is comprised of 03 (three) members from the Board of Directors including 01 (one) Independent Director. The composition of the present Board Audit Committee is as follows:

Mr. Mahmudul Huq Bhuiyan,	Director	-Convenor
Mr. Syed Monjurul Islam,	Director	-Member
Mr. Tanim Noman Sattar,	Independent Director	-Member

The Company Secretary of the Bank is the Secretary of the Board Audit Committee.

The Audit Committee is a sub committee of the Board of Directors and reports on its activities on quarterly basis to the Board of Directors. The purpose of the Audit Committee is to assist the Board in fulfilling its oversight responsibilities, which includes but is not limited to implementation of the objectives, strategies, risk mitigation and overall business plans set by the Board for effective functioning of the Bank. The Committee also reviews the financial reporting process, the system of internal control and management of financial & operational risks through the Internal Control process.

The Audit Committee of the bank usually sits once in every month. A total of 10 (ten) Audit Committee Meetings were held during the year 2010.

The particulars of attendance of the members of the Audit Committee are given below:

Name of the Director	Position	Total number of meetings held during 2010	Total Attendance	Remarks
Mr. Mahmudul Huq Bhuiyan	Con-venor	10	10	The Directors who could not attend any meeting were granted leave of absence.
Mr. Syed Monjurul Islam	Member	10	10	
Mr. Tanim Noman Sattar	Member	10	05	

The Audit Committee, in the above 10 (ten) meetings, discussed many issues, some of which are

- Compliance Report on observations, recommendations and decisions of the Audit Committee Meetings.
- Highlights from Bangladesh Bank Comprehensive Inspection Reports on the Branches as well as various Divisions of Head Office of the Bank .
- Bangladesh Bank Inspection Report on i) Small Enterprise Financing, ii) Asset Liability Management, iii) Foreign Exchange Risk Management and iv) Internal Control and Compliance.

- Audit & Inspection Reports on the Branches as well as various Divisions of Head Office conducted by Internal Control & Compliance Division during the year 2010.
- Surprise Inspection of the Branches conducted by Internal Control & Compliance Division of the Bank during the year 2010.
- Status of Compliance on irregularities and lapses/errors and omissions observed in Internal Audit & Inspection Reports of various Branches conducted for the quarters ended as on 30.09.2009 & 31.12.2009.
- Branch-wise Recovery Position of Non-Performing Loans (NPL) upto November, 2009.
- Proposed Agenda for Meetings of the Audit Committee to be held during the month from January to December, 2010.
- 2nd Comprehensive Bangladesh Bank Inspection Report on Foreign Exchange Business & Transaction on the Bank as on the position of 31.05.2009.
- Action plan for quick disposal of the new and pending court cases.
- Up to date position of the Pending Court cases filed against the defaulting borrowers on quarterly basis.
- Branch-wise Recovery Position of Non-Performing Loans (NPL) upto December, 2009.
- Brief Highlights on Audit & Inspection Report of our Head Office Divisions conducted by Internal Control & Compliance Division.
- Compliance memo for strengthening of Internal Control & Compliance Division.
- Bangladesh Bank Inspection Report on i) Credit Risk Management & ii) Consumer Financing.
- Branch-wise Recovery Position of Non-performing Loans (NPL) for January, 2010.
- Summary of Accounts for the year ended 31st December, 2009.
- Management Report on the Financial Statements of the Bank for the year 2009.
- Directors' Report-2009.
- Comparative position of Bangladesh Bank Special Inspection Reports on CRM Division for last 3 (three) years.
- Annual report on the Health/Overall status of IFIC Bank Ltd. for the year-2009.
- Summary report on findings of Audit & Inspection of the Branches of the Bank conducted by Audit & Inspection Department of ICC during the year 2009.



- Branch-wise Recovery Position of Non-performing Loans (NPL) upto March, 2010.
- Un-audited Accounts for the first half year ending on 30.06.2010.
- Action plan for quick disposal of the pending court cases (old cases).
- 3rd Comprehensive Bangladesh Bank Inspection Report on Foreign Exchange Business & Transaction on our Bank as on the position of 28.02.2010.
- Branch-wise Recovery Position of Non-Performing Loans (NPL) upto July, 2010.
- Status of Compliance on irregularities and lapses/errors and omissions observed in Internal Audit & Inspection Reports of 22 (Twenty two) Branches of the Bank conducted for the Quarter ended on 30.06.2010.
- Un-audited Accounts for the Quarter ended on 30.09.2010.
- Status of Compliance on irregularities and lapses/errors and omissions observed in Internal Audit & Inspection Reports of 19 (Nineteen) Branches of the Bank conducted for the Quarter ended on 30.09.2010.
- Branch-wise Recovery Position of Non-Performing Loans (NPL) upto October, 2010.

From our assessment of the various internal audit reports, it appears that IFIC Bank Limited maintained effective Internal Control on its overall activities during the year 2010.



Mahmudul Haq Bhuiyan
Convenor, Audit Committee

COMPLIANCE REPORT ON SEC NOTIFICATION

The Securities and Exchange Commission vide its Notification No.SEC/CMRRCD/2006-158/Admin/02-08 dated February 20, 2006 directed all the companies listed with the stock exchanges to comply with some conditions in order to improve corporate governance. Providing a format in this regard, the SEC has asked the companies to incorporate compliance status in the Directors' Report.

In fulfillment of the requirement, the following status report is furnished:

Status Report under condition No.5.00 of SEC Circular No SEC/CMRRCD/2006-158/Admin/02-08 dated. 20.02.06

Condition No.	Title	Compliance Status		Explanation for non-compliance with the condition
		Complied	Non complied	
1.00	Board of Directors			
1.1	Board Size	√		
1.2(i)	Independent non-share-holders Directors	√		
1.2(ii)	Independent non-share-holders Directors – Appointment	√		
1.3	Chairman of the Board and Chief Executive	√		
1.4	The Directors' Report to Shareholders			
1.4(a)	Fairness of state of the affairs	√		
1.4(b)	Keeping proper books of accounts	√		
1.4(c)	Consistent application of Accounting Policies in preparation of Financial Statements	√		
1.4(d)	Observance of Bangladesh Accounting Standard (BAS)	√		
1.4(e)	Soundness and efficiency of Internal Control	√		
1.4(f)	Ability of IFIC Bank Limited to continue as going concern	√		



Condition No.	Title	Compliance Status		Explanation for non-compliance with the condition
		Complied	Non Complied	
1.4(g)	Significant deviations from last year in operating result	√		
1.4(h)	Presentation of key operating and financial data for last three years	√		
1.4(i)	Declaration of dividend	√		
1.4(j)	Number of Board meeting held during the year and attendance by each Director	√		
1.4(k)	Shareholding pattern	√		
2.00	Chief Financial Officer, Head of Internal Audit and Company Secretary			
2.1	Appointment of- Chief Financial Officer (CFO)	√		
	- Head of Internal Audit	√		
	- Company Secretary	√		
2.2	Requirements to Attend Board Meetings			
	- Chief Financial Officer (CFO)	√		
	- Company Secretary	√		
3.0	Audit Committee			
3.1 (i)	Number of members of Audit Committee	√		
3.1 (ii)	Inclusion of Independent Director in the Audit Committee	√		
3.1 (iii)	Fill the casual vacancy in Audit Committee	√		
3.2(i)	Selection of the Chairman of Audit Committee	√		
3.2(ii)	Qualification of Chairman of Audit Committee	√		
3.3	Reporting of the Audit Committee			
3.3.1 (i)	Reporting its activities to the Board of Directors	√		
3.3.1 (ii)	Report to the Board by the Audit Committee on			

Condition No.	Title	Compliance Status		Explanation for non-compliance with the condition
		Complied	Non Complied	
3.3.1(ii)(a)	Conflicts of interest	√		
3.3.1(ii)(b)	Suspected or presumed fraud or irregularity or material defect in the internal control system	√		
3.3.1(ii)(c)	Suspected infringement of laws, including securities related laws, rules and regulations	√		
3.3.1(ii)(d)	Any other matter disclosed of the Bank.	√		
3.3.2	Reporting to the Authorities	√		
3.4	Reporting to the shareholders and general investors	√		
4.0	External/Statutory Auditors			
4.0(i)	Appraisal or valuation services or fairness opinions	√		
4.0(ii)	Financial information systems design and implementation	√		
4.0(iii)	Book keeping or other services related to Financial Statements	√		
4.0(iv)	Broker-dealer services	√		
4.0(v)	Actuarial services	√		
4.0(vi)	Internal audit services; and	√		
4.0(vii)	Any other services that the Audit Committee determines	√		



Compliance of section 1.4 (j): Board meetings held during 2010 and attendance by each Director:

Sl. No.	Name of the Directors	No. of Meetings held	No. of Meetings attended	Remarks
1.	Mr. Salman F Rahman (Since 26.07.2010)	09	09	The Directors who could not attend any meeting were granted leave of absence
2.	Mr. Mohammad Lutfar Rahman	22	20	
3.	Mr. Abu Tahir Mohammad Golam Maruf	22	18	
4.	Mr. Aminur Rahman	22	17	
5.	Mr. Syed Anisul Huq	22	19	
6.	Mr. Mohammed Nayem Syed	22	12	
7.	Mr. Syed Mohammed Faruqi Hasan (Upto 25.07.2010)	13	08	
8.	Mr. Tanim Noman Sattar	22	16	
9.	Mr. Anwaruzzaman Chowdhury (Since 04.08.2010)	07	01	
10.	Mr. Monirul Islam (Since 04.08.2010)	07	06	
11.	Mr. Mahmudul Huq Bhuiyan	22	22	
12.	Mr. Arastoo Khan	22	16	
13.	Mr. Syed Monjurul Islam	22	21	
14.	Dr. Mohammad Ali Khan, ndc	22	21	
15.	Mr. Mosharraf Hossain, Managing Director (Upto 30.11.2010)	19	19	
16.	Mr. Mohammad Abdullah, Managing Director (Since 01.12.2010)	03	03	

The pattern of Shareholding as on 31/12/2010 Compliance of Section 1.4 (k)

Parent/Subsidiary/Associated companies and other related parties: Nil

Directors, Chief Executive Officer, Company Secretary, Chief Financial Officer, Head of Internal Audit.

Sl.	Name of the Directors	Shares held	Name of the Spouses	Shares held
01.	Mr. Salman F Rahman	81,747*	Mrs. Syeda Rubaba Rahman	27,982*
02.	Mr. Mohammad Lutfar Rahman	6,16,849	Mrs. Shoma Alam Rahman	4,80,380
03.	Mr. Abu Tahir Mohammad Golam Maruf	13,625	Mrs. Shumina Jahangir Nowreen	Nil
04.	Mr. Aminur Rahman	536	Mrs. Bilkis Mansoor	Nil
05.	Mr. Syed Anisul Huq (Representing M/s. Art International Ltd.)	Nil 125	Mrs. Nasreen Huq	Nil
06.	Mr. Mohammed Nayem Syed (Representing M/s. Red-Sea International Ltd.)	Nil 125	Mrs. Fatima Syed	Nil
07.	Mr. Anwaruzzaman Chowdhury	100	Mrs. Holi Begum Chowdhury	Nil
08.	Mr. Monirul Islam	100	Mrs. Rifat Sultana	Nil
09.	Mr. Tanim Noman Sattar	Nil	Mrs. Fariya Tazin	Nil
10.	Mr. Mahmudul Huq Bhuiyan**	Nil	Mrs. Farhana Islam Mahmud	Nil
11.	Mr. Arastoo Khan**	Nil	Dr. Humaira Islam Khan	Nil
12.	Mr. Syed Monjurul Islam**	Nil	Mrs. Kulsum Pervin	Nil
13.	Dr. Mohammad Ali Khan, ndc**	Nil	Mrs. Khurshid Solaiman	Nil
14.	Mr. Mohammad Abdullah	Nil	Mrs. Annie Asma	Nil

*The ownership of 80,747 shares of Mr. Salman F Rahman and 27,982 shares of Mrs. Syeda Rubaba Rahman lying pending with the Appellate Division of the Supreme Court of Bangladesh in Civil Misc. Petition No. 417 of 2009.

**Directors nominated by the Ministry of Finance, Govt. of the People's Republic of Bangladesh.

M.D. (Chief Executive Officer)	- Mr. Mohammad Abdullah	Nil
Chief Financial Officer (CFO)	- Mr. S. M. Abdul Hamid	Nil
Company Secretary	- Mr. A. K. M. Mozharul Hoque	Nil
Head of Internal Audit	- Mr. Narayan Chandra Roy	Nil

Executives (Top five salaried employees of the company, other than the Directors, Chief Executive Officer, Chief Financial Officer, Company Secretary, Head of Internal Audit):

Sl.	Designation	Name	Shares held
01.	Deputy Managing Director (Business)	Mr. Mati-ul-Hasan	Nil
02.	Deputy Managing Director (Risk Management)	Ms. Zaitun Sayef	Nil
03.	Senior Executive Vice President	Mr. Syed Zahidul Islam	Nil
04.	Executive Vice President	Mr. Sk. Rashid Ahmed	Nil
05.	Executive Vice President	Mr. Fariduddin Al-Mahmud	106

Shareholders holding ten percent or more voting interest in the Company: - Govt. of the People's Republic of Bangladesh holds 71,38,616 nos. shares which is 32.75 percent of the total shares.

33rd AGM Highlights



The Board of Directors in the 33rd Annual General Meeting held in 2010



The Shareholders attended in the 33rd Annual General Meeting.





Directors' Report 2010

As at 31 December, 2010



Directors' Report 2010

As at 31 December, 2010

Dear Shareholders,

Assalamu Alaikum.

The Board of the Directors of the IFIC Bank Limited has the pleasure to present the Directors' Report along with the Audited Financial Statements for the year ended December 31, 2010. The Board also takes the opportunity to highlight briefly on the operations of the Bank's performance during the period in the midst of global and domestic economic concerns.

GLOBAL ECONOMY

During 2010, global economic recovery proceeded broadly on two-track pace. One with robust output growth in the emerging and developing economies and other with lower growth in many of the developed western economies. This hindered lending and job creation in developed economies. This also slowed down recovery of the household market. The high public debt levels of some of the western developed economies weakened global economic growth.

According to the IMF's World Economic Outlook, the global inflation was projected to remain moderate in 2010 and 2011. The IMF recommendations for restoration of the global economic balance include continued easy monetary conditions with low interest rates in developed economies. This was constrained by the heavy public debt burdens and increasing domestic consumption in the fast growing emerging and developing economies.

2. Bangladesh economy

In spite of the global economic recession, the Bangladesh economy maintained growth momentum during the year 2010, with some exception in export growth and in new investment activities.

The GDP growth rate during 2010 was 5.8% as against 5.7% in 2009. The Agricultural Sector achieved 4.7% growth during 2010 compared to that of 4.1% in 2009. In the Industrial Sector growth rate slowed down from 6.5% of 2009 to 6.0% in 2010. However, overall activities in the Services Sector registered 6.4% growth in 2010, which was marginally higher than 6.3% recorded in 2009.

The slower industry sector growth in 2010 than that of 2009 is attributable to low export demand and disruptions in output activities due to shortage in power and gas supplies. The low export demand and scarcity of energy supply slowed down new investment activities. The growth in remittance from the expatriate Bangladesh also slowed down from 22.4% in 2009 to 13.4% in 2010.

Point to point CPI inflation kept creeping up from 2.3% in June 2009 to 7.31% at the close of FY 2010. Besides consumer prices, real estate and stock market prices in Bangladesh were under high upward pressure in FY 2010, raising concerns about risk of possible collapse of asset price bubbles.



3. BANKING SECTOR

During the year 2010, the Banking Sector of Bangladesh witnessed significant growth in terms of deposit, advance, foreign exchange business and inflow of foreign remittance. Most of the banks were able to generate a substantial operational profit due to robust growth in the market capitalization of DSE & CSE.

The total deposit in the banking sector stood at Tk. 3,683,909 million at the end of December, 2010 as against Tk. 3,042,749 million in 2009 marking a growth of 21.07%. The total loan and advance stood at Tk. 3,798,439 million at the end of December, 2010 as against Tk. 3,085,938 million of 2009 registering a growth of 23.09%. Like preceding years, PCBs retained the leadership both in procuring deposit and disbursing loan and advances. This performance was due to adoption of effective policies and measures by the concerned banks as well as the Central Bank.

Keeping pace with the banking sector's growth, the IFIC Bank showed positive growth in all business indicators and made an operational profit of Tk. 418.35 crore during 2010, registering a growth of 102% over the previous year.

CHANGES IN MONETARY AND CREDIT REGULATIONS:

The major policy measures taken by the Bangladesh Bank in the monetary and credit fronts in FY 2010 were as follows:

- The target for disbursement of agricultural/rural credit was fixed at Tk.115.0 billion in Agricultural/Rural Credit Guidelines and Programme for FY 2010. This credit allocation was not limited for food grains and crops only; rather an adequate allocation was made for fisheries and livestock, agri-supporting sectors as well as for income generating and poverty reduction activities in rural areas.
- A directive for giving fresh agri-loan facilities for rehabilitation of agriculture sector in cyclone 'Aila' affected areas was given by the Bangladesh Bank.
- A scheme titled 'Solar Energy, Bio-gas and Effluent Treatment Plant (ETP) Refinance Scheme' was created by BB primarily by Tk.2.0 billion revolving fund to facilitate banks to provide loan to Solar Energy, Bio-gas and Effluent Treatment Plant sector with a view to encouraging use of solar energy and alternative environment friendly fuel. This was aimed at mitigating deficiency of electricity and gas and for the interest of protecting public health and keeping ecological balance.



- In order to ensure transparency in banking practice and to protect the interest of the depositors, banks were advised to operate merchant banking activities by constituting separate legal entity i.e. subsidiary company.
- The default loan/lease of the customer of the export oriented industries especially of the frozen food, leather and leather products, jute and jute products, textile and readymade garment industries affected by the global economic recession was allowed to be re-scheduled on the basis of FI-customer relationship without down payment up to 30 June, 2010.
- To ensure balanced industrial development and for easy access of small & medium industrial entrepreneurs to the institutional loans, the "Refinancing scheme for small entrepreneurs" was launched by the Bangladesh Bank. The lower limit of loan under the scheme was fixed at Tk.50,000;
- The guidelines on 'Risk Based Capital Adequacy for Banks' (Revised regulatory capital framework in line with Basel-II) was introduced. Special timetable for all scheduled banks regarding regulatory Capital Adequacy Ratio (CAR) and Minimum Capital Requirement (MCR) was announced;
- A comprehensive guidelines detailing new directions for SME financing was published for the banks and financial institutions. The new policy guidelines "Small and Medium Enterprise (SME) Credit Policy and programmes-2010" introduced some new approach in SME financing in the financial sector.

4. AN OVERVIEW OF IFIC BANK LIMITED :

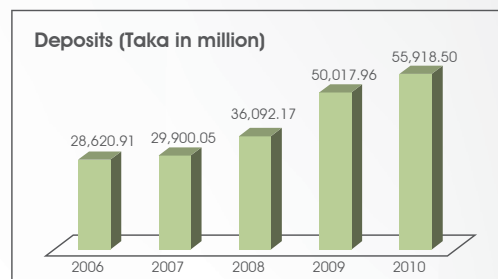
The International Finance Investment and Commerce Bank Limited (IFIC Bank) is a banking company incorporated in Bangladesh with a limited liability. It was set up at the instance of the Government in 1976 as a joint venture between the Government of Bangladesh and sponsors in the private sector with the objective of working as a finance company within the country and setting up joint venture banks/financial institutions abroad. The Government held 49% shares and the rest 51% were held by the sponsors and general public. In 1983, when the Government allowed banks in the private sector, the IFIC was converted into a full-fledged commercial bank. The Government of Bangladesh now holds 32.75% of the share capital of the Bank. The rest of the share capital is held by some leading industrialists of the country having vast experience in the field of trade and commerce and by general public.

All types of commercial banking services are provided by the Bank within the stipulations laid down by the Bank Company Act, 1991 along with the directives issued by the Bangladesh Bank. The number of branches of the Bank within the country stood at 97 at the end of 2010 including 6 (six) SME/Krishi Branches and 02 (two) SME Service Centres. The Bank is listed with the Dhaka and Chittagong Stock Exchange Limited and is traded in the bourses as an 'A-Category' scrip.

5. Financial Performance of IFIC 2010

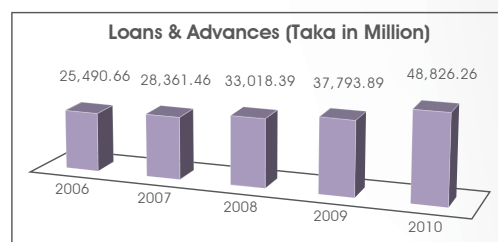
Deposits

The Bank mobilized a total deposit of Tk. 55,918.50 million as of December 31, 2010 including deposit of Off-shore Banking Unit (OBU) as against Tk. 50,017.96 million as of December 31, 2009 indicating an increase of 11.80% over the previous year. The competitive interest rates, deposit mobilization efforts and customers' confidence on the Bank contributed to the significant growth in deposits during the year.



Loans and Advances

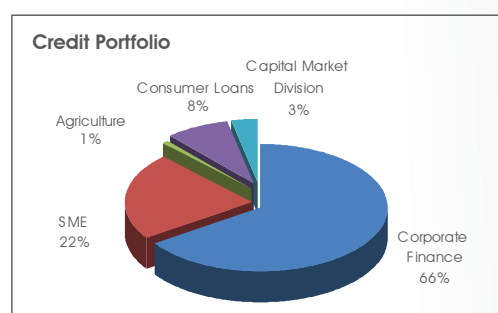
The total Loans and Advances of the Bank stood at Tk. 48,826.26 million as of December 31, 2010 including loans and advances of OBU as against Tk. 37,793.89 million as of December 31, 2009 marking an increase of 29.19% over the previous year.



The loans and advances portfolio of the Bank mainly consists of Trade Financing, Project Loans for new projects and BMRE projects, Working Capital Financing, SME and Lease Financing. Besides, the Bank is financing individual borrowers under Consumer Financing Scheme. The Bank is gradually increasing its involvement in Agricultural Sector as per directives of the Bangladesh Bank.

Credit portfolio of the Bank as on 31.12.2010 including OBU is broadly categorized as follows:-

SL No.	Particulars	Tk. in mn	Percentage
1	Corporate Financing	31,999	65.54
2	SME Financing	10,841	22.20
3	Agricultural Loans	409	0.84
4	Consumer Loans	3,936	8.06
5	Capital Market Division's Margin Loans	1,641	3.36
	Total	48,826	100.00



Foreign Exchange Business:

Import Trade

In 2010, the Bank handled a quite satisfactory volume of import business. The total import business handled by the bank stood at Tk.62,467 million (US Dollar 935.27 million). Sugar, wheat, pulses, soybean oil, raw materials of garments industries, etc. are the major import items of the bank in 2010.

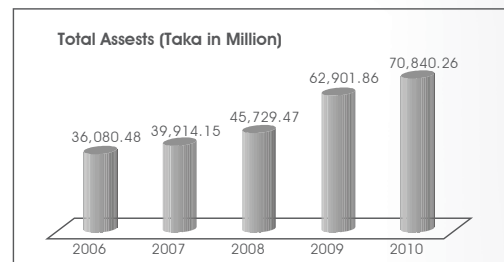
Export Trade

The IFIC Bank has been facilitating export based industries, such as, Garments, jute and other industries to earn a substantial amount of foreign exchange for the country. During the year 2010, the total export business handled by the bank stood at Tk.55,981 million (US Dollar 813.68 million).

Foreign Remittance

The IFIC Bank handles both inward and outward remittance products. The outward remittance includes FC cash/TC, FDR and Wire transfer by SWIFT. The Bank's inward remittance covers Draft Service, Account Credit Service under EFT arrangement and cash payout service. To facilitate inward foreign remittance in Bangladesh, special focus has been given on establishment of drawing arrangement. The foreign remittance business amounted to Tk.13,455 million in 2010 as against Tk.13,145 million in 2009. The growth rate of foreign remittance was thus 2.35%.

The IFIC Bank signed an agreement with the Bangladesh Post Office to further augment the delivery channel. Moreover, to facilitate inward foreign remittance, the Bank has made a drawing/remittance arrangement under electronic fund transfer covering both account credit service and cash payout service with 7 (seven) exchange companies, apart from Bank's own joint venture exchange company, Oman International Exchange, LLC. These are: Placid NK Corporation, USA -global company, Multinet Trust Exchange LLC, UAE, Al Fardan Exchange, UAE, Coinstar Money Transfer (CMT) – global company, MoneyGram Payment System, Inc. – global company, Xpress Money Services Ltd., UK and Asia Exchange Centre, UAE.



Operating Profit

The IFIC Bank generated profit of Tk. 3,844.09 million in 2010 before provision including profit from OBU as against Tk. 1,959.52 million in 2009 showing a growth of about 96%.

Income

The interest income increased by 20% which was Tk. 4,667 million in 2010 including interest income of OBU and Tk. 3,872 million in 2009 due to increase in loans and advances. During the year, both incomes from investment and commission, exchange gains & brokerage increased as compared to the previous year. The income from capital gain stood at Tk. 227.66 million during 2010 against Tk. 328.59 million in 2009.

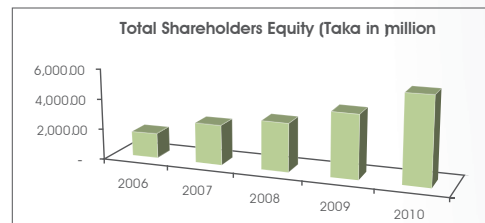
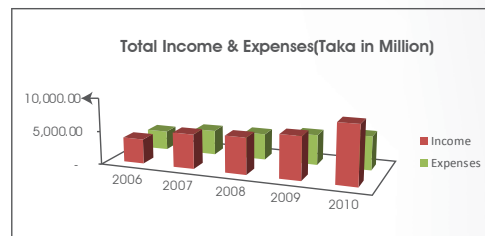
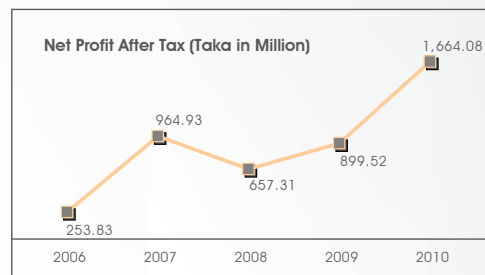
Expenses

The total expenses of the Bank for 2010 stood at Tk. 5,103.45 million including expenses of OBU against Tk. 4,534.81 in 2009. The interest paid to the depositors and on borrowings represented Tk. 2,574.52 million including OBU which was 50.45% of the total expense. The total operating expense of the Bank was Tk. 2,528.93 million in 2010 including that of OBU in comparison to that of Tk. 1,764.84 million in 2009.

Capital & Reserves

The authorized capital of the IFIC bank was Tk. 5,350.00 million and the paid-up capital stood at Tk. 2,179.83 million as on December 31, 2010. The reserve of the Bank stood at Tk. 3,585.61 million in 2010 against Tk. 2,453.60 million in 2009. A break-up of the capital & reserves inclusive of statutory reserve for the fulfillment of provisions under the Bank Company Act, 1991 is furnished below:

Nature of Capital & Reserve	Taka in million
Paid up Capital	2,179.83
Statutory Reserves	2,182.22
Other Reserve	83.81
Retained Surplus	1,319.58
Total Capital & Reserves	5,765.45



Capital Adequacy Ratio

During 2010, the capital increased by Tk. 1,784.99 million and the Bank maintained Capital Adequacy Ratio (CAR) of 9.78% as against the required minimum of 9% under Basel - II framework.

Credit Rating

Status	2009 (CRAB)	2008 (CRISL)
Long-term	A1	A
Short-term	ST-2	ST-2

The Credit Rating Agency of Bangladesh Limited (CRAB) rated IFIC Bank during 2009. The CRISL also rated the Bank for preceding 3 (three) years. The CRAB rated the Bank 'A1' in the Long Term and ST-2 in the Short Term in 2009 which was an improvement in rating in the Long term. This up-gradation was due to the IFIC Bank's growth rate, improvement in profitability, maintenance of good asset quality, satisfactory financial performance and acceptable non-funded business. However, the rating of the Bank, based on the financials of 2010, is yet to be finalized.

6. OVERSEAS OPERATIONS:

Since its journey in 1983, the IFIC Bank has been playing the pioneering role among the private sector banks of Bangladesh in establishing joint venture operations beyond the national boundary. The Bank has so far been able to set up joint venture operations in Maldives, Oman, Nepal and Pakistan. The Bank's operation in Maldives was, however, handed over to the Maldivian Government in 1993. Recently, Bangladesh Bank has accorded approval to this Bank for setting up a wholly owned exchange company in UK. The Bank is at the final stage of completing registration formalities of the exchange company in UK. It is expected that the operations of the exchange company will be started very soon.

The overseas joint venture operations have not only brought a positive image of the Bank in foreign countries but also contributed to its profitability. A pen picture of the existing overseas joint venture operations of the Bank is presented hereunder.

Oman International Exchange, LLC (OIE)

The Oman International Exchange LLC (OIE), a joint venture between the IFIC Bank Limited and Omani nationals, was



Board Meeting of Oman International Exchange LLC held at Muscat, Sultanate of Oman.

established in 1985 to facilitate remittance by the Bangladeshi wage earners in Oman. The IFIC Bank holds 25% shares, and the balance 75% is held by the Omani sponsors. The exchange company has a network of 12 branches covering all the major cities/towns of Oman. The operations of the branches are fully computerized having online system. The affairs and business of the company are run and managed by the IFIC Bank under a Management Contract.

NIB Bank Ltd., Pakistan

The IFIC Bank had two overseas branches in Pakistan, one in Karachi and the other in Lahore. Karachi Branch was opened on 26th April 1987, while Lahore Branch was opened on 23rd December 1993.

To meet the Minimum Capital Requirement (MCR) of the State Bank of Pakistan, the Overseas Branches in Pakistan were amalgamated with a reputed leasing company in Pakistan, named as National Development Leasing Corporation Ltd. The operations of the above overseas branches were ceased from 2nd October 2003 and a new joint venture bank titled NDLC-IFIC Bank Ltd. emerged in Pakistan from 3rd October 2003. The Bank was subsequently renamed as NIB Bank Ltd. Due to the increase of the capital base of NIB, the IFIC Bank's stake in it has reduced to 0.61%.

Nepal Bangladesh Bank Ltd. (NB Bank):

Nepal Bangladesh Bank Ltd. (NB Bank), a joint venture commercial bank between the IFIC Bank Ltd. and Nepal nationals, started operation with effect from June 6, 1994 in Nepal with 50% equity from the IFIC Bank Ltd. The Bank has so far opened 17 (seventeen) branches at different important locations in Nepal. The IFIC Bank presently holds 10% shares in the NB Bank.

Correspondent Banking Relationship:

The IFIC Bank Ltd. has a wide range of correspondent network across the world to facilitate smooth foreign trade transactions. The Bank maintains 31 Standard Settlement Instructions (Nostro Account) involving 8 currencies e.g. AUD, ACU-D, CAD, CHF, EURO, GBP, JPY and USD at important financial centers. The total foreign correspondents of the IFIC Bank Ltd. stand at 359 as of 31st December 2010.

7. CAPITAL ADEQUACY UNDER BASEL-II

From 1st January, 2010, the Banks in Bangladesh have started implementation of Basel –II framework for assessment of Capital Adequacy on a quarterly basis as per Bangladesh Bank's directives. In order to comply with the Basel –II requirements, the IFIC Bank has taken necessary steps to face the challenges. A Basel –II Implementation Unit comprising of senior executives is in place for ensuring oversight on the risk based capital assessment process of the Bank and for extending necessary guidelines. There is also a Basel –II Implementation Cell which is engaged in developing the required data base and calculation of risk weighted assets of the Bank as well as capital adequacy requirement. The components of Capital as per Basel –II guidelines of the Bangladesh Bank along with Capital Adequacy Ratios for the last 2 (two) years are given hereunder:-



Capital Adequacy of IFIC Bank under Basel –II during 2009 and 2010:-

(Figs. in million Tk.)

Particulars	31st December 2010	31st December 2009
Tier – I (Core Capital)	5737.40	4044.76
Paid up Capital	2179.80	1743.86
Share premium	-	-
Statutory Reserve	2182.20	1545.41
General Reserve	55.80	27.21
Retained Earnings	1319.60	728.28
Tier –II (Supplementary Capital)	976.30	884.00
General Provision	614.30	511.31
Provision for Off Balance Sheet exposure	334.00	220.00
Preference Share	-	-
Exchange Equalization Fund	-	31.06
Revaluation reserves of Securities (Upto 50% of the revaluation reserves)	19.30	121.63
Assets Revaluation Reserves	8.70	-
Total Capital	6713.70	4928.76
Total Risk Weighted Assets (RWA)	68627.60	49194.70
Minimum Capital Requirement	6176.50 (9% of RWA)	4919.47 (10 % of RWA)
Surplus	537.20	9.29
Capital Adequacy Ratio:	9.78%	10.02%
Tier - I Capital to Risk Weighted Assets (RWA)	8.36%	8.22%
Tier –II Capital to Risk Weighted Assets (RWA)	1.42%	1.80%


N. B. : Market Disclosure as per Basel –II is given at Appendix – I.

8. Products & Services:

The IFIC Bank has focused on technology based modern banking facility including Real-time Online Banking, ATM, SMS Banking, POS, Credit Card, Debit Card and Prepaid Card in addition to traditional products/services.

Corporate Banking:

The IFIC Bank is offering specialist advices and products to corporate clients to meet diverse demands of the changing market scenario. The Bank has an extensive branch network all over the country to expedite the client's business growth. The Bank facilitates the clients to face the challenges and realize opportunities. The Bank's main focus is relationship based banking and understanding corporate & institutional business environments. The products and services for corporate clients include: Working Capital Finance, Project Finance, Term Finance, Trade Finance, Lease Finance, Syndication Loan, etc.



An export oriented composite knit Garments
Financed by IFIC Bank Ltd.

Lease Financing:

Lease financing has become a thrust sector for individuals and small enterprises besides the medium and large enterprises. The IFIC offers financing vehicles/ CNG conversion/ refueling plant/ sea or river transport, capital machinery/ equipment/ lift / generator/ boiler, construction equipments/ computer for IT education center, medical equipments, etc.

Syndication Finance:

The IFIC Bank along with other commercial banks has been financing large scale projects under syndication arrangement to raise and meet huge credit need of a company. This arrangement allows the Banks to share expertise among them and diversify their credit risks. To cater to the need of leading corporate houses of the country, the IFIC Bank has been raising fund from the banking sector on behalf of the customers through syndication arrangement.

Project Finance:

The IFIC Bank provides project loan to set up /BMRE of long-term infrastructure and industrial projects/ service unit on the basis of debt and equity rather than the balance sheets of project sponsors. Project financing has been recognized as an important and crucial mode of finance for a financial



Pran Industrial project Financed by IFIC Bank Ltd.



institution for substantial growth of its industrial credit vis-à-vis managing long term finance. The growth of project finance/ Industrial credit of a developing country like Bangladesh is considered as a key parameter for transforming her dream into a mid income country group.

This is why, apart from trade and commercial finance; the IFIC Bank Ltd. from the very beginning has been an active partner of the private sector in developing large and medium scale industries of the country. The Bank has been financing Term Loan (Industrial) facility for establishing new project and/or BMRE of various projects in different sectors of economy such as, textile, garments, power, steel, telecom, pharmaceuticals, packaging, consumer products, health, CNG refueling, Real estate.

SME Financing:

As directed by the Bangladesh Bank, the IFIC Bank has followed area approach method for SME Financing. The branches of the Bank has already started disbursement of SME loan under the area approach method by giving importance on regional industrial production, nature of industry i.e. the area which is potential for establishment of industries due to geographical reason. The SME loan products of the IFIC Bank are Easy Commercial Loan, Retailers Loan, Muldhan Loan, Women Entrepreneur's Loan (Protyasha), Transport Loan, Working Capital Loan, Project Loan, Contractor's Loan, Bidder's Loan, Commercial House Building Loan, Possession Right Loan, Letter of Guarantee, Letter of Credit, Loan against Imported Merchandize (LIM) & Loan against Trust Receipt. The total outstanding SME Loan of the Bank as on 31st December 2010 was Tk1,084.18 crore, which is 22.88% of the total loan portfolio of the Bank.

Women Entrepreneur's Loan (Protyasha):

Besides introduction of exclusive loan product for women entrepreneurs in the name & style 'Protyasha', The Bank has established separate 'Women Entrepreneur's Dedicated Desk' at the Head Office & selected branches of the Bank.

Consumer Financing:

Consumer finance is the segment of the financial services that lends money to individual consumers for meeting their personal, family and household needs. The IFIC Bank offers 13 different products under Consumer Financing namely, Easy Loan (Secured Personal Loan), Consumer Durable



General Manager, Bangladesh Bank delivering his inaugural Speech at the Work Shop on SME Financing held at Bank's Academy.



SME Financed by IFIC Bank Ltd.



Women Entrepreneurs – Protysha Financed by IFIC Bank Ltd.

Loan, Parua (Education Loan), Thikana (House Building Loan), Any Purpose Loan, Marriage Loan, CNG Conversation Loan, Home Renovation/Interior Decoration Loan, Medical Loan, Holiday Loan, Peshajeebi Loan (Loan for Professional), Auto Loan and Festival Loan.

Agriculture /Rural credit:

In view of increasing concerns about the food situation in the wake of world population growth and increased food demand especially among low income, large population countries, the need for substantial investment in agriculture has been felt necessary by the Governments.

The IFIC Bank is committed to increase its loan portfolio in agricultural sector to achieve desired growth of the economy. At present, the Bank has 5 (five) number of exclusively designed Agriculture Loan products: i) Phasali Rin- for Crops Cultivation, ii) Krishi Saronjam Rin for Agriculture Equipments, iii) Shech Saronjam Rin for Irrigation equipments, iv) Poshupokkhi & Motsho Khamar Rin, for Live Stock & Fish Culture and v) Phalphasali Rin for Fruit Orchard under agriculture financing for individuals & group at micro level.



Agriculture Loan Financed by IFIC Bank Ltd.

Green Financing:

The IFIC Bank has signed a participation Agreement of Tk.200.00 crore with, the Bangladesh Bank for re-financing in Solar Energy, Bio-Gas & Effluent Treatment Plant (ETP). It is intended to help increase the use of solar energy and environment friendly alternative renewable energy and thus maintains ecological balance.

Road Show & Fair:

The IFIC Bank participated in the "Road Show- 2010" on SME Financing, organized by the Bangladesh Bank starting from 26th March 2010 from Teknaf, Cox's Bazar & ended on 2nd April, 2010 at Tentulia, Panchagarh. This helped to build awareness of Agriculture Credit, Anti-Money Laundering & sending foreign remittance through formal Banking channel,



Governor of Bangladesh Bank visited the stall at the Bank Fair in Cox's Bazar on the occasion of Road Show.

9. CARD BUSINESS

The IFIC Card is powered by VISA, the world's largest electronic payment network. The Bank has been issuing VISA branded Credit Cards, Debit Cards & Prepaid Cards



which can be used both at home & abroad. The customers can choose any of the above cards according to their needs. The local cards can be used at any ATM displaying VISA Logo for withdrawal of cash and at any POS displaying VISA Logo for purchase of goods & services within Bangladesh. The International cards can be used globally through worldwide VISA network.

The Bank has been issuing credit cards including gold and classic cards for both local and international uses. The international credit cards are dual currency cards having two separate accounts against same plastic, one of which is in USD and the other is in BDT. The BDT account is maintained for the transactions made in Bangladesh and USD account is maintained for transactions made outside Bangladesh.

The Bank has been issuing the debit cards against individual savings/current account maintained with any branch of the IFIC Bank for use in Bangladesh only. The debit card provides an alternative method of cash withdrawal from the ATMs or payment against purchase of goods & services instead of issuing cheques. The payments are made directly from the bank account. IFIC Business Debit Cards are also issued against Current/STD account of proprietorship concern maintained with any branch of IFIC Bank Limited for use in Bangladesh only.

The Bank has been issuing prepaid cards by the branches against instant deposit for use in Bangladesh only. This is suitable for the customers who do not have any account with the bank.

The IFIC Traveler's Card, a VISA branded international prepaid card has been introduced in December 2010. This is a dual currency card and can be used both at home & abroad. The IFIC Traveler's Cards are issued against personal travel quota entitlement as well as foreign currency accounts maintained with the Bank.

The Bank POS are available at 83 branches of the IFIC Bank Limited. The IFIC Cardholders can withdraw cash from the branches through Bank POS. This is an alternative method of payment of cash instead of ATM which is suitable for withdrawal of large amount of cash.

10. Capital Market Operation

The capital market is growing at a remarkable rate in Bangladesh. There have been significant changes witnessed by the capital market over the years. The Regulatory Authorities have strengthened the monitoring process during the year 2010. The Capital Market Division (CMD) of the Bank actively participated in the capital market of the country and is growing keeping pace with the market expansion. It provided standard brokerage services to the individuals and institutional investors.

Besides the trading of shares in the secondary market, the CMD also provided relevant support to its customers with the sophisticated and innovative financial solutions by providing the high quality service.



During the year 2010, the IFIC Bank's brokerage operations contributed significantly to the revenue of the Bank. The growth in its brokerage operations is reflected in the fact that there are 2790 BO account holders as on 31st December, 2010 compared to 1403 opened in 2009 which is a significant growth in client base. The Bank has also extended Tk.1,641,103,609.96 margin loan facilities to its clients in 2010. In order to keep up with the pace of the market and to meet regulatory requirements, the IFIC Bank Limited has formed a subsidiary company for operating its stock dealer and stock broker operations. A new company namely, "IFIC Securities Limited" was incorporated with the Registrar of Joint Stock Companies and Firms on November 02, 2010. It is expected that the new company will formally start its journey by early 2011. The Bank also has plans to open its merchant banking operation through formation of another subsidiary.

11. Risk Management

The rapid advancement in credit risk management, information technology, banking market and products, and banks' internal processes demanded a more risk-sensitive framework in the banking sector for addressing shortcomings.

The IFIC Bank, as per guidelines of the Bangladesh Bank, has introduced risk management policies and strategies to address the six core risks viz., Credit, Money Laundering, Asset Liability, Foreign Exchange, Internal Control and Compliance and Information & Communication Technology Risks. The IFIC Bank has already introduced necessary guidelines and framework to address the issue.

The Bank has different committees for risk management, viz. Credit Committee, Asset Liability Committee (ALCO), Investment Committee which regularly meet to review the market, credit and liquidity related factors and recommend vis-à-vis implement appropriate measures to counter associated risks. Appropriate internal control measures are also in place to address the operational risks.

In addition, simultaneous implementation of the BASEL-II accord under the supervision of Central Bank has also capitalized the internationally accepted modern risk management techniques. It helps to establish a more risk-responsive linkage between the banks' operations and their capital requirements. It also provides a strong incentive for the bank for improving its risk management system.

Moreover, as per directives of Bangladesh Bank, the IFIC Bank has set up a separate Risk Management Unit, independent from other risk taking units, for handling Risk Management, calculation of risk based capital adequacy, The Stress testing, VaR analysis, etc. to assess the required capital adequacy of the Bank vis-à-vis implementation of BASEL-II accord. In the coming years, the IFIC Bank aims to comply fully with Basel II standards as per approaches chosen by the Central Bank for implementation of Basel II accord in the domestic banking sector.



Credit Risk Management (CRM)

The IFIC Bank introduced Credit Risk Management in the year 2004, as suggested by the Bangladesh Bank through introduction of Credit Risk Management (CRM) Policy Guidelines along with implementation of Credit Risk Grading Manual in the year 2006. The CRM Policy is reviewed from time to time for adoption of new techniques/policies in line with the economic, political, socio-economic scenario of the country and investment environment. The Bank has also reviewed Lending Cap, Credit Risk Grading Manual, Business Discretionary Authority and Organogram of the CRM Division. Loan processing and sanction unit has been separated from the disbursement unit as per CRM Policy Guidelines. Moreover, segregation of Micro and SME Finance from Corporate Finance and Cluster Finance in SME and Agriculture Segment has also been introduced by the Bank. The Bank has some internal control mechanisms for early detection of possible delinquent borrowers as measure of control over credit risks.

PREVENTION OF MONEY LAUNDERING

Money Laundering Prevention remains a cornerstone for the IFIC Bank. As directed by the Bangladesh Bank, the IFIC Bank has already formulated "Guidelines on Prevention of Money Laundering" and "Policy for Combating Financing of Terrorism" for strict observation by all Branches/Offices of the Bank.

In line with the regulatory requirement, the Chief Anti-Money Laundering Compliance Officer (CAMLCO) regularly submits status report to the competent authorities in respect of Hundi activities, Abnormal Transactions, Suspicious Transaction Report (STR), Cash Transaction Report (CTR), Know Your Customer (KYC) procedure, Half Yearly Report on Self Assessment Reports of branches & Independent Testing Procedure conducted by ICC Division and similar other areas.

As per instruction of Bangladesh Bank, the Bank is regularly arranging Training Programs on prevention of Money Laundering & Combating Financing of Terrorism for all categories of Executives/ Officers of the Bank. During the year 2010, the Bank arranged several training courses on Prevention of Money Laundering & Combating Financing of Terrorism where 443 Executives/Officers of the Bank attended.



Dyeing section of the Garments Financed by IFIC Bank Ltd.



Ship Building project Financed by IFIC Bank Ltd.

Asset Liability Committee (ALCO)

Asset Liability Committee of the IFIC Bank comprises of the Senior Management of the Bank which is headed by the Managing Director of the Bank. The Committee makes vital decisions relating to the balance sheet of the Bank.

Asset Liability Management (ALM) Desk is an independent unit within the Treasury Division. The Desk meticulously monitors and analyzes cash flows and cash positions, balance sheet gaps, daily profit and loss, economic trends, investment options, arbitrage opportunities, business growth, liquidity and places the facts and findings before the ALCO with its recommendations. ALCO meeting is held once in every month to analyze, review and formulate strategies in order to manage the balance sheet risk. The desk proposes Balance Sheet strategy to the Management of the Bank.

Foreign Exchange Risk Management

The Foreign exchange risks are measured and monitored by the Treasury Division of the Bank. As per directives of Bangladesh Bank, the IFIC Bank has formulated a Treasury Manual which has been implemented for managing foreign exchange risks. The functions of Treasury Front Office, Treasury Mid Office and Treasury Back Office have been segregated. The Operational guidelines have also been formulated specifying the roles and responsibilities of Front, Mid and Back Office so that various foreign exchange transactions can be conducted according to the Policy Guidelines of the Bangladesh Bank and the risks can be measured, monitored and mitigated.

Internal Control and Compliance

Based on a Risk Assessment Methodology, Risk Based Internal Audit is being conducted for risk profiling/categorization of all the branches to comply with the requirement of BASEL-II Accord. Close monitoring and control on operation of the branches have been able to reduce the audit irregularities as well as minimize the risk factors. Compliance on regular & special inspection of the Bangladesh Bank has been submitted properly & timely with implementation of the recommendations.

As ongoing process, the Internal Control & Compliance Division (ICC) reviews the performance of branch Internal Control Units (ICU) through both on-site and off-site supervision. The functions of Internal Control & Compliance Division are constantly monitored by the Audit Committee of the Board. The Committee also provides necessary suggestions to the Management and submits a report on its activities to the Board of Directors on quarterly basis.

As a whole, ICC is working independently to evaluate Internal Control System of the Bank in establishing corporate governance, transparency & accountability and thus helps to perform more efficiently & smoothly for achieving its desired goal.

12. Information & Communication Technology (ICT)

The Banks are incorporating technology driven products and services in their operations over the last few years to cope up with market demands. The existing technology driven products and services offered by the traditional banks are ATM services, debit card and credit card, transactions through POS terminals, inter-branch online transactions, SWIFT services, etc.



The IFIC Bank is not lagging behind in technological aspects. Since its inception, the Bank introduced computerized banking. In 2007, the Bank launched centralized Core Banking Solution with real time online facilities in all the branches and Head Office to minimize transaction cost; provide 24-hour services; ensure increased security and control over transactions; perform higher volume of transactions with less time; allow remote transactions facilities replacing physical presence of a customer in a bank branch and increase transaction speed and accuracy.

The Bank has a very sophisticated Data Centre equipped with latest technological equipments. Lots of development works have already been done and some are in progress. The Bank has developed interface with Debit Card, Credit Card, Pre-Paid card, SMS Banking, Payment for Foreign Remittance, Inter Branch clearing transactions and also participated to implement Automated Clearing House (BACH) under the guidelines of Bangladesh Bank. The Bank is going to introduce Electronic Fund Transfer (EFT), mobile banking, internet banking, upgradation of core banking software to facilitate inter-bank transactions faster and user friendly.

13. Corporate Governance

At the IFIC bank, Corporate Governance means increasing the shareholders value by being efficient, transparent, professional and accountable to the society, stakeholders and the environment.

The IFIC Bank complies with the guidelines regarding composition of the Board of Directors, Audit Committee, Executive Committee, term of the Office of the Directors as well as competence and eligibility of the Directors as outlined by the Bangladesh Bank and the Companies Act-1994. The Bank has also implemented the requirements of Corporate Governance Guidelines of the Securities & Exchange Commission as enumerated in its notification no. SEC/CMRRCD/2006-158/ADMIN/02/08 dated February 20, 2006.

Human Resources Management

The key to the success of any organization lies in how efficiently the organization manages its human resources.

In order to meet the global standards and remain competitive, different HR Policies have been approved by the Board to achieve the corporate goals with the help of well trained dedicated workforce. At present bank's reward & compensation package attracts, recognizes and retains the talent, and has connotation with the individual performance of the employees. During the year 2010, pay and allowances were revised with accretion @ 50% with a view that employees of the Bank shall put their endeavor and strive hard for achievement of the business targets of the Bank. Therefore, the IFIC Bank is putting its best effort to retain skilled workforce and to promote a culture of continuous learning to meet the future challenges of the banking industry.

Law and Legal Affairs Division

During the year of 2010, there were 573 cases pending in both Lower and Higher Courts having suit value of Tk.748.4 crore . The Law and Legal Affairs Division took various steps for disposal of the pending court cases quickly. As a result, 8 (eight) Writ petitions, 10 (ten) Execution Cases and 15 (fifteen) Criminal Cases were disposed off and an amount of Tk.300.09 crore was realized. On the other hand, the Law and Legal Affairs Division provided various legal opinions and suggestions

to the Head Office and various branches of the Bank on regular basis. As a result, branches and Head Office received more legal services from the Law and Legal Affairs Division. Besides, the Officers of Law and Legal Affairs Division regularly attended the chamber of Panel lawyers who were assigned to conduct the cases to dispose of the pending court cases quickly and as a result, panel lawyers of the Bank became aware about their responsibilities towards the Bank. Moreover, Officers of Law and Legal Affairs Division attended Lower and Higher Courts in the sensitive cases on regular basis to monitor the progress of the proceedings of those Cases.

Training & Research Division

The IFIC Bank's Training Academy is a pioneering training academy in the banking sector. During 2010, the Bank's Training Academy conducted 42 programmes, where a total of 1547 participants attended. Besides, 130 officials were sent to BIBM, BBTB & other organizations, while 7 members of the top management attended foreign trainings. Methods in training include: discussion, lecture, workshop, case study, role play, simulation, group work, presentation & project visit and so on. Apart from this, academy is regularly publishing "Knowledge Update" on current financial affairs sourcing from newspapers & magazines. The academy provided internship facilities to about 300 students from the reputed public & private universities.

Branch Expansion Programme

During the year 2010, the Bank opened 10 (ten) new branches at different geographical locations of the country to provide better banking service to its customers. These are : 4 urban branches at Mirpur Branch, Dhaka, Tangail Branch, Tangail, Joypurhat Branch, Joypurhat & Alankar More Branch, Chittagong, 3 rural branches at Board Bazar Branch, Gazipur, Ashuganj Branch, Brahmanbaria & Poradah Branch, Kushtia and 3 SME/Krishi Branches at Dhamrai SME/Krishi Branch, Savar, Dhaka, Kashinathpur SME/Krishi Branch, Pabna & Shetabganj SME/Krishi Branch, Dinajpur. Thus, the total number of branches of the IFIC Bank stood at 97 out of which 61 were Urban, 28 were Rural and 6 were SME/Krishi Branch and 2 were SME Service Centres. The IFIC Bank has also planned to expand its network by opening more new branches in the year 2011.



Managing Director delivering his speech at the inaugural session of Prevention of Money Laundering held at Bank's Academy.



Inauguration of 88th Kashinathpur SME/Krishi Branch by the Chairman of the Executive Committee of the Board of Directors of the Bank.



Mr. Mohammad Nayem Sayed Director inaugurated 97th Ashuganj Branch, Brahmanbaria.



Purchase of Land and Building

After obtaining permission from the Bangladesh Bank and completion of other formalities, the Bank purchased 26.40 decimal land and building of "Bengal Tower" (IFIC Bank Tower) situated at 61, Purana Paltan, Dhaka comprising 3 basement floors and 18 (eighteen) stories for its own use by executing a Sale Deed on 09.11.2010.

14. Branding:

Realizing the importance of branding, the IFIC Bank has taken several initiatives to build its brand image to the customers. During the year 2010, the Bank branded 2 (two) computerized bus ticket counters in Dhaka City with the Bank's logo and deposit as well as lending products. The Bank's advertisements were also released through Channel-i and Diganta Television Channels. The Foot over-bridge in front of the Engineers Institution at Ramna was also branded with the Bank's products and services. The Bank, in association with Dhaka City Corporation, has also undertaken the beautification work at Road No. 27 of Dhanmondi Residential Area. The Bank distributed gift hampers to the people who thronged at Ramna Batamul and adjoining areas to celebrate the Bengali New Year i.e. Pahela Baishak. The Bank has also re-designed its official web-site to remain in touch with different class of people of the society and the same is updated on regular basis.

15. Contribution to National Exchequer

The IFIC Bank has contributed significantly to the government effort in collection of revenue. As per law, the Bank deducts at source, the income taxes, VAT and excise duty from various payments and services and deposits the same to the government exchequer. Besides, the Bank also pays income tax on its earnings. The total payment against earnings to government exchequer by the Bank during the year 2010 was Tk.835.99 million which was Tk.535.44 million in the year 2009.

16. Corporate Social Responsibility

The IFIC Bank's Corporate Social Responsibility is centred around addressing the needs of its stakeholders' in a way that advances its business and makes a positive and meaningful contribution to the society.



Signing Ceremony at the premises of IFIC Tower was held on November 09, 2010 for purchase of own premises.



IFIC Bank Ltd. is distributing water & hand fan at Ramna Botmul on the occasion of Celebration of Pohela Baishak.



Cash reward giving Ceremony in 2010 to the Meritorious Student of IFIC Bank family.



Mr. Mohammad Lutfar Rahman handed over a Cheque of Tk.30.00 lac to the Honourable Prime Minister for the affected families at Nimtoly Fire Tragedy, Dhaka as a part of Bank's CSR.

During the year 2010, the Bank donated i) Tk.25.00 lac to Bangladesh Olympic Association as a title sponsor of SA Games, ii) Tk.30.00 lac to the Honourable Prime Minister's Relief Fund as financial assistance for the victims of Nimtoly Fire Tragedy, iii) Tk.1.00 lac to Mojibunnessa Eye Hospital, iv) Tk.50.00 lac for construction of Muktijodhha Jadughar and v) Tk.10.00 lac to the Aarial Bil Maa-O-Shishu Foundation.

To further strengthen its CSR activities, the Bank has formed 'IFIC Bank Foundation', which is expected to start functioning after having approval from the regulatory authorities.

17. Future Planning

The Board of Directors of the Bank is optimistic about substantial growth in the business activities of the Bank during the year 2011. To widen its branch network coverage further, the Bank has planned to open some new branches/ SME/Krishi Branches in different districts of the country in 2011. The Bank will also strengthen its financing in SME and Agricultural Sectors as well as Bio-gas, Solar Energy and Effluent Treatment Plants which are priority sectors as identified by the Bangladesh Bank.

To augment business of the Bank, the Board plans also to establish exchange houses in the U.K. in 2011. The Board expects that the year 2011 will be a successful year for the Bank amid volatility in the domestic economy.

18. Shares of IFIC Bank Limited

The authorized capital and the paid-up capital of the Bank stood at Tk. 5,350.00 million and Tk.2,179.83 million respectively as on 31.12.2010. A total number of 19,620,879 shares are recorded with the CDS, while 2,177,381 shares still remains in scrip form till the balance sheet date.

The consolidated Net Asset Value (NAV) per share was Tk.264.49 as on December 31, 2010 which was Tk. 240.70 as on December 31, 2009. The consolidated Earnings Per Share (EPS) increased by 85% to Tk.76.34 as on 31-12-2010 as against Tk. 41.27 as on 31-12-2009. The Market capitalization of IFIC was Tk. 30,969.88 million in 2010 as against Tk. 16,047.88 million in 2009.



Mr. Anwaruzzaman Chowdhury, Director of IFIC Bank Ltd. handed over a Cheque of Tk.50.00 lac to the Honourable Prime Minister for Construction of Liberation War Museum as a part of Bank's CSR.



19. Dividend

The Board of Directors' of the IFIC Bank in its 558th Meeting held on April 27, 2011 recommended 27%. Stock dividend for all the shareholders from the operating profit of the Bank for the year 2010 subject to approval of the shareholders in the 34th Annual General Meeting.

20. Appointment of External Auditors

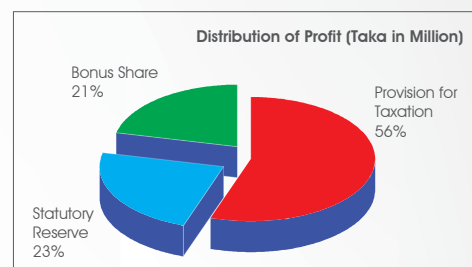
In the 33rd Annual General Meeting of the Bank, M/s. M. J. Abedin & Co., Chartered Accountants, was re-appointed as an External Auditor of the Bank for the term till conclusion of the next Annual General Meeting. In terms of the Bangladesh Bank's Circular, they are eligible for re-appointment as an External Auditor for the year ended December, 2011 subject to approval of the shareholders of the Bank in the 34th Annual General Meeting. M/s. M. J. Abedin & Co. has already expressed their intention for re-appointment as an External Auditor of the Bank for the year 2011.

21. Election of Directors

In order to comply with the provision mentioned under Section 91(2) of the Company Act-1994 and Clause No. 109 & 110 of the Articles of Association of the Bank, at least one third of the Directors shall retire from the Office in the 34th Annual General Meeting. Moreover, Directors who were appointed in the casual vacancy in terms of Article 106 of the Articles of Association of the Bank shall also retire in the Annual General Meeting.

Pursuant to the above, the following Directors who were appointed by the Board in its 544th Emergency Meeting held on August 04, 2010 in the casual vacancy shall retire in the 34th AGM in terms of Article 106 of the Articles of Association of the Bank:

1. Mr. Monirul Islam
2. Mr. Anwaruzzaman Chowdhury



Two Directors out of the following five Directors shall also retire in the 34th AGM in terms of Article 109 of the Articles of Association of the Bank:

1. Mr. Mohammad Lutfar Rahman
2. Mr. Abu Tahir Mohammad Golam Maruf
3. Mr. Aminur Rahman
4. Mr. Syed Anisul Huq
(Representing M/s. Art International Ltd.)
5. Mr. Mohammed Nayem Syed
(Representing M/s. Red-Sea International Ltd.)

As per Clause No. 106 and 111 of the Articles of Association of the Bank, all the above mentioned retiring Directors shall be eligible for re-election. However, as per the BRPD Circular No. 05 dated 28.01.2010 issued by the Bangladesh Bank, prior clearance from the CIB of Bangladesh Bank shall have to be obtained for the elected/ re-elected/ appointed / re-appointed Directors of the Bank.

Acknowledgement

The IFIC Bank has made remarkable progress during the year 2010 due to the concerted efforts of all executives, officials and members of the staff. The Board of Directors takes this opportunity to thank all of them for their dedicated services. The Board expresses its gratitude to the Government of Bangladesh, Bangladesh Bank, Securities and Exchange Commission, Registrar of Joint Stock Companies and Firms, Dhaka Stock Exchange Limited, Chittagong Stock Exchange Limited and Central Depository Bangladesh Limited for their continued support and co-operation to the IFIC Bank. The Board also takes note of the contribution made by the valued customers, patrons and well-wishers towards helping attain sustainable growth and progress. The Board also expresses its appreciation to M/s M. J. Abedin & Co., the Auditors of the Bank, for their efforts for timely completion of audit of the Financial Statements. The Board of Directors extends thanks to both the print and electronic media personnel for extending media coverage to the Bank's various activities and events.

Finally, the Board thanks the respected Shareholders and assures them that it will continue to add to the Shareholders' value through further strengthening and development of the Bank in which they have placed their trust and confidence.

On behalf of the Board



Salman F Rahman
Chairman



Market Disclosure under Basel - II as on 31st December, 2010

a) Scope of Application

Qualitative Disclosures	(a) The name of the top corporate entity in the group to which this guidelines applies.	International Finance Investment & Commerce Bank Limited (IFIC Bank Limited)
	(b) An outline of differences in the basis of consolidation for accounting and regulatory purposes, with a brief description of the entities ¹ within the group (a) that are fully consolidated; (b) that are given a deduction treatment; and (c) that are neither consolidated nor deducted (e.g. where the investment is risk-weighted).	IFIC Bank was incorporated as a full fledged banking company in 1983 and previously it was serving as a finance company since 1976. Recently, a Subsidiary Company in the name of IFIC Securities Limited has been incorporated to handle brokerage and stock trading business. The subsidiary company has, however, not yet started its business operations since SEC's permission has not yet been obtained.
	(c) Any restrictions, or other major impediments, on transfer of funds or regulatory capital within the group.	Transfer of funds or regulatory capital can be performed as per directives of the regulatory bodies.
Quantitative Disclosures	(d) The aggregate amount of capital deficiencies ² in all subsidiaries not included in the consolidation that are deducted and the name(s) of such subsidiaries.	(Figs in crore Tk) Nil

b) Capital Structure

Qualitative Disclosures	(a) Summary information on the terms and conditions of the main features of all capital instruments, especially in the case of capital instruments eligible for inclusion in Tier 1 or in Tier 2.	Paid-up Capital of the Bank is already above minimum requirement of Tk. 200.00 crore to be raised before August, 2011 as per the directives of Bangladesh Bank. Government of Bangladesh holds about 32.75% of the shareholdings, Directors and sponsors hold 8.37% and the rest is held by general public. The Bank has the option of raising capital by issuing Right Shares or Subordinate Bonds.
Quantitative Disclosures	(b) The amount of Tier 1 capital, with separate disclosure of:	(Figs in crore Tk)
	Paid up capital	217.98
	Non-repayable share premium account	0.00
	Statutory reserve	218.22
	General reserve	5.58
	Retained earnings	131.96
	Minority interest in subsidiaries	0.00
	Non-cumulative irredeemable preference shares	0.00
	Dividend equalization account	0.00
	Total amount of Tier 1 capital	573.74
	(c) The total amount of Tier 2 and Tier 3 capital.	97.63
	(d) Other deductions from capital.	0.00
	(e) Total eligible capital.	671.37

1 Entity = securities, insurance and other financial subsidiaries, commercial subsidiaries, significant minority equity investments in insurance, financial and commercial entities. 2 A capital deficiency is the amount by which actual capital is less than the regulatory capital requirement. Any deficiencies which have been deducted on a group level in addition to the investment in such subsidiaries are not to be included in the aggregate capital deficiency.



c) Capital Adequacy

Qualitative Disclosures	(a) A summary discussion of the bank's approach to assessing the adequacy of its capital to support current and future activities.	According to BB Guidelines IFIC Bank is assessing Risk Based Capital Adequacy under Basel-II from 1st January, 2010. Under Basel-II framework the capital requirement is determined for Credit Risk and Market Risk under Standardized Approach and Operational Risk under Basic Indicator Approach and summed-up to determine total Risk Weighted Assets and thereafter the Minimum Capital Requirement (MCR). IFIC Bank has maintained Capital Adequacy Ratio of 9.78% as on December 31, 2010, whereas Minimum Capital Requirement (MCR) is 9% as per BRPD circular No.10 dated March 10, 2010. The Bank has thus maintained some excess capital than the minimum requirement of 9%. However, the Bank is continuously evaluating its capital position in comparison to its risk weighted assets position and exploring ways and means to raise capital both internally and externally.
Quantitative Disclosures	(b) Capital requirement for Credit Risk	(Figs in crore Tk.) 474.74
	(c) Capital requirement for Market Risk	70.28
	(d) Capital requirement for Operational Risk	72.64
	(e) Total and Tier 1 capital ratio:	
	• For the consolidated group; and	N/A
	• For stand alone	85.46%

d) Credit Risk

Qualitative Disclosures

(a) The general qualitative disclosure requirement with respect to credit risk, including:

- Definitions of past due and impaired (for accounting purposes);

The unsecured portion of any claim or exposure that is past due for 90 days or more net of specific provisions is known as Past Due claims.

- Description of approaches followed for specific and general allowances and statistical methods;

Specific provision and General provision have been maintained as per Bangladesh Bank's circulars in this context. Risk Weighted Assets have been calculated under the Standardized Approach for Credit Risk.

- Discussion of the bank's credit risk management policy; and

The Bank has a sound Credit Risk Management Policy guideline with detailed procedures of loan approval and disbursement, credit administration and credit risk grading etc. which is strictly followed at all levels.



d) Credit Risk

(Figs in crore Tk.)

Quantitative Disclosures		
(b)	Total gross credit risk exposures broken down by major types of credit exposure.	Details in Annexure-1
(c)	Geographical distribution of exposures, broken down in significant areas by major types of credit exposure.	Details in Annexure-2
(d)	Industry or counterparty type distribution of exposures, broken down by major types of credit exposure.	Details in Annexure-3
(e)	Residual contractual maturity breakdown of the whole portfolio, broken down by major types of credit exposure.	Details in Annexure-4
(f)	By major industry or counterparty type:	
	• Amount of impaired loans and if available, past due loans, provided separately;	SMA- 130.73 SS- 46.06 DF- 18.98 B/L- 161.39
	• Specific and general provisions; and	193.75
	• Charges for specific allowances and charge-offs during the period.	40.15
(g)	Gross Non Performing Asset (NPAs)	226.43
	Non Performing Assets (NPAs) to Outstanding Loans & advances	4.76%
	Movement of Non Performing Assets (NPAs)	
	Opening balance	232.03
	Additions	179.15
	Reductions	-184.75
	Closing balance	226.43
	Movement of specific provisions for NPAs	
	Opening balance	95.19
	Provisions made during the period	40.15
	Write-off	-3.02
	Write-back of excess provisions	-
	Closing balance	132.32

e) Equities: Disclosures for Banking Book Positions

(Figs in crore Tk.)

Qualitative Disclosures	<p>(a) The general qualitative disclosure requirement with respect to equity risk, including:</p> <ul style="list-style-type: none"> • differentiation between holdings on which capital gains are expected and those taken under other objectives including for relationship and strategic reasons; and • discussion of important policies covering the valuation and accounting of equity holdings in the banking book. This includes the accounting techniques and valuation methodologies used, including key assumptions and practices affecting valuation as well as significant changes in these practices. 	<p>Differentiation between holdings of equities for capital gain and those taken under other objectives is being clearly identified. The equity positions are reviewed periodically by the senior management.</p> <p>Important policies covering equities valuation and accounting of equity holdings in the Banking Book are based on use of the cost price method for valuation of equities. Preference is given to purchases share of strong companies at face value through placement/ IPO.</p>
Quantitative Disclosures	<p>(b) Value disclosed in the balance sheet of investments, as well as the fair value of those investments; for quoted securities, a comparison to publicly quoted share values where the share price is materially different from fair value.</p> <p>(c) The cumulative realized gains (losses) arising from sales and liquidations in the reporting period.</p> <p>(d)</p> <ul style="list-style-type: none"> • Total unrealized gains (losses) • Total latent revaluation gains (losses) • Any amounts of the above included in Tier 2 capital. <p>(e) Capital requirements broken down by appropriate equity groupings, consistent with the bank's methodology, as well as the aggregate amounts and the type of equity investments subject to any supervisory provisions regarding regulatory capital requirements.</p>	<p style="text-align: right;">(Figs in crore Tk.)</p> <p>Cost price of quoted shares : 146.18</p> <p>Fair value of quoted shares : 304.82</p> <p>Increase in value : 158.64</p> <p style="text-align: right;">=====</p> <p>Realized Gains from sale of shares = 27.35</p> <p>Un realized gain = 158.64</p> <p style="text-align: right;">Nil</p> <p style="text-align: right;">Nil</p> <p>Capital charge for Equity Exposure assessed for total amount without group segregation = 54.87</p>



f) Interest rate risk in the banking book (IRRBB)

Qualitative Disclosures	(a) The general qualitative disclosure requirement including the nature of IRRBB and key assumptions, including assumptions regarding loan prepayments and behavior of non-maturity deposits, and frequency of IRRBB measurement.	Interest Rate Risk is managed through use of Gap analysis of rate sensitive assets and liabilities and monitored through prudential limits. The IRRBB is monitored in movements/changes on a monthly basis and the impact on Net Interest Income is assessed. The ALCO formulates the policy and strategy depending on the market conditions to maximize Net Interest Income.
Quantitative Disclosures	(b) The increase (decline) in earnings or economic value (or relevant measure used by management) for upward and downward rate shocks according to management's method for measuring IRRBB, broken down by currency (as relevant).	<p style="text-align: right;">(Figs in crore Tk.)</p> <p>1) At 1% increase in Interest Rate, fall in MVE (Market Value Equity) = 68.32</p> <p>2) At 2% increase in Interest Rate, fall in MVE (Market Value Equity) = 136.65</p> <p>3) At 3% increase in Interest Rate, fall in MVE (Market Value Equity) = 204.97</p>

g) Market Risk

Qualitative Disclosures	(a) Views of BOD on trading/investment activities	The trading/investment activities in IFIC Bank Limited are managed cautiously so that maximum returns are obtained without taking undue risks.
	Methods used to measure Market risk	The Bank uses the Standardized Approach to calculate the Market Risk for Trading Book Exposures.
	Market Risk Management system	The Asset Liability Management Policy of the Bank as approved by the Board ensures effective management of the Market Risk through a well-structured Treasury function which includes a Front Office, Mid Office and Back Office and an ALCO body. The aim of the Market Risk Management System is to minimize the impact of losses on earnings due to market fluctuations.
	Policies and processes for mitigating market risk	The policy contains sound Portfolio management procedures and good practices such as minimizing risks through diversification of portfolio.
Quantitative Disclosures	(b) The capital requirements for:	<i>(Figs in crore Tk.)</i>
	Interest rate risk;	15.24
	Equity position risk;	54.87
	Foreign exchange risk; and	0.17
	Commodity risk	0.00



h) Operational Risk

Qualitative Disclosures	(a)	Views of BOD on system to reduce Operational Risk	<p>IFIC Bank manages its operational risk by identifying, assessing, monitoring, controlling and mitigating the risk, rectifying operational risk events and implementing any additional procedures required for compliance with regulatory requirements. The following procedures are maintained by the Bank:</p> <ul style="list-style-type: none"> - Operational risk management responsibilities is assigned to the senior management within the business operation; - Internal auditors are assigned for recording, identification and assessment of operational risks and to prepare reports for the Audit Committee; - Operational risk loss data is collected and reported to the senior management. Identifying, monitoring and recording of fraud, irregularities, unauthorized works, system break down etc. are done by the Management and details of the untoward incidents are reported to the Bank's Audit Committee;
		Performance gap of executives and staffs	Performance goals are most often attained by executives and staff with a few exceptions.
		Potential external events	N/A
		Policies and processes for mitigating operational risk	The Operational Risk Management Policy adopted by the Bank outlines organizational structure and detailed processes for management of operational risk. The basic objective of the policy is to closely integrate operational risk management system into day-to-day risk management process of the bank by clearly assigning roles for effectively identifying, assessing, monitoring and controlling and mitigating operational risk. Operational risks in the Bank are managed through comprehensive and well articulated internal control frameworks.
		Approach for calculating capital charge for operational risk	Basic Indicator Approach
			<i>(Figs in crore Tk.)</i>
Quantitative Disclosures	(b)	The capital requirements for operational risk	72.64

**Quantitative Disclosures on
Major types of Credit Exposures**

Annexure-I

Particulars	Amount in Crore Tk.
Claim on Corporate	1,690.43
Claims on Banks and NBFIs	678.41
Claims fully secured by Commercial real estate	582.49
Claims fully secured by residential property	581.50
Claims categorized as retail portfolio & SME	557.00
Claims on Bangladesh Government and Bangladesh Bank	539.24
All other assets 380.48 Claims under Credit Risk Mitigation	254.12
Past Due Claims	225.68
Investments in premises, plant and equipment and all other fixed assets	206.08
Capital Market Exposure	164.11
Cash	99.47
Claims on all fixed assets under operating lease	96.78
Consumer Loan	67.89
Claims on Public Sector Entities	7.90
Total:	6,131.59



**Quantitative Disclosures on Geographical
Distribution of Credit Exposures**

Division	Amount in Crore Tk.	Percentage (%)
Dhaka	3,518.30	73.97%
Chittagong	753.75	15.85%
Sylhet	50.89	1.07%
Rajshahi	288.66	6.07%
Khulna	126.12	2.65%
Barishal	18.63	0.39%
Total	4,756.34	100.00%

**Quantitative Disclosures on industry
type distribution of credit exposures**

Sl. No.	Name of the Sector/Industry	Amount in Crore Tk.
1	Agriculture	40.92
2	Textile	308.99
3	Food Processing	150.50
4	Garments	750.80
5	Chemical and Chemical Products	168.96
6	Steel Engineering and Metallic Product Industries	150.35
7	Other Manufacturing	380.63
8	Service Industry	267.52
9	Trade Service	1401.31
10	Construction	511.64
11	Professionals and wage earners	427.41
12	Others	197.31
	Total	4756.34

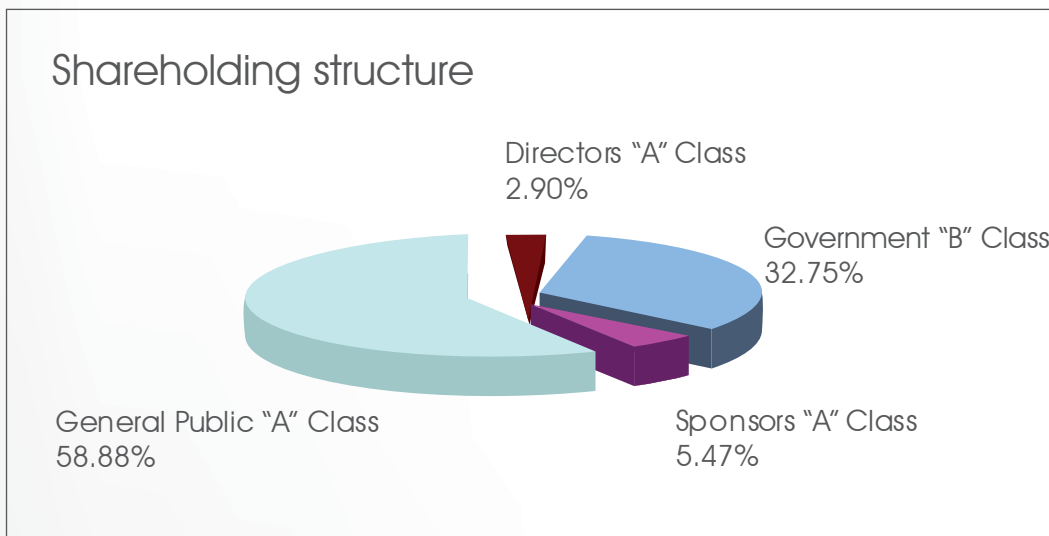
**Quantitative Disclosures on Residual
maturity of Credit exposures**

Loans & Advances	Amount in Crore Tk.
Repayable on demand	1.08
Over 1 Month Upto 3 Month	1,454.95
Over 3 Month Upto 12 Month	1,612.16
Over 1 year Upto 5 Years	1,216.62
Over 5 Years	471.53
Total	4,756.34

Shareholding structure

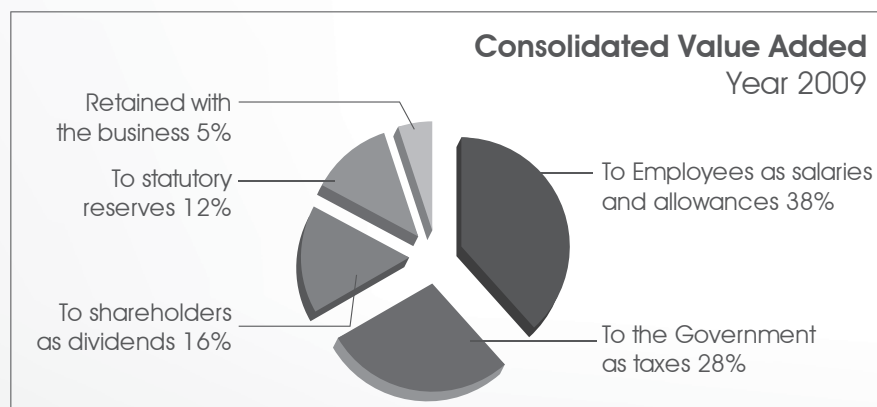
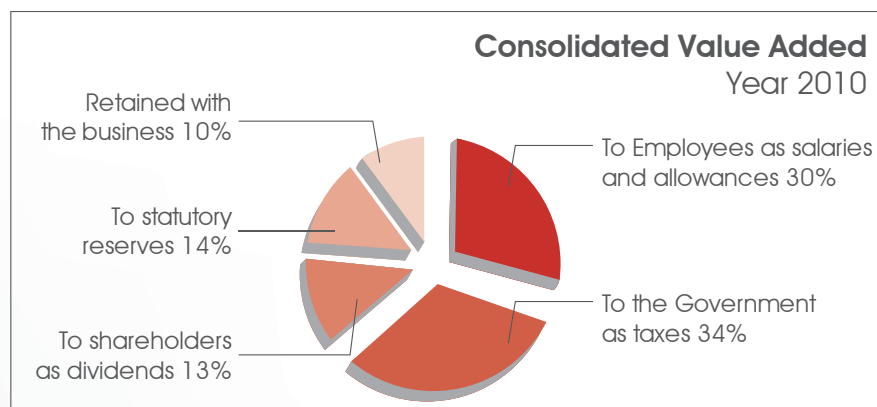
As on December 31, 2010 total holding of shares by the Sponsors and Directors of the Bank is 41.12% which are allowed tradable subject to prior permission from the SEC and the rest 58.88% are in free float.

Particulars	No. of Shares held	% of Shareholding
Directors "A" Class	632,460	2.90
Government "B" Class	7,138,616	32.75
Sponsors "A" Class	1,193,154	5.47
General Public "A" Class	12,834,030	58.88
Total	21,798,260	100.00



**CONSOLIDATED STATEMENT OF VALUE ADDED
FOR THE YEAR ENDED 31 DECEMBER, 2010**

	2010		2009	
	Taka		Taka	
Interest Income	4,667,279,517		3,872,149,004	
Investment and other income	4,280,254,003		2,622,177,572	
Cost of services	(4,416,591,783)		(3,839,573,187)	
Total Value added	4,530,941,736		2,654,753,389	
To Employees as salaries and allowances	1,346,856,459	30%	1,005,234,974	38%
To the Government as taxes	1,520,000,000	34%	750,000,000	28%
To shareholders as dividends	588,553,020	13%	435,965,200	16%
To statutory reserves	636,817,055	14%	329,903,683	12%
Retained with the business	438,715,202	10%	133,649,533	5%
	4,530,941,736	100%	2,654,753,389	100%



Financials 2010

As at 31 December, 2010



Auditors' Report

We have audited the accompanying Balance Sheet of IFIC Bank Ltd. as on 31 December 2010 and the related Profit and Loss Account, Cash Flow Statement, Statement of Changes in Shareholders Equity and Notes to the Financial Statements for the year then ended. The preparation of these financial statements are the responsibility of the bank management. Our responsibility is to express an independent opinion on these financial statements based on our audit.

We conducted our audit in accordance with Bangladesh Standards on Auditing (BSA). Those Standards require that we plan and perform the audit to obtain reasonable assurance about whether the financial statements are free of material misstatement. An audit includes examining, on a test basis, evidence supporting the amounts and disclosures in the financial statements. An audit also includes assessing the accounting principles used and significant estimates made by management as well as evaluating the overall financial statements presentation. We believe that our audit provides a reasonable basis for our opinion.

In our opinion, the financial statements prepared in accordance with Bangladesh Financial Reporting Standards (BFRS), give a true and fair view of the state of the Bank's affairs as of 31 December 2010 and of the results of its operations and cash flows for the year then ended and comply with the applicable sections of the Bank Companies Act, 1991, the rules and regulations issued by the Bangladesh Bank, the Companies Act, 1994, the Securities and Exchange Rule, 1987 and other applicable laws and regulations.

We also report that :

- i) we have obtained all the information and explanations which to the best of our knowledge and belief were necessary for the purpose of our audit and made due verification thereof;
- ii) in our opinion, proper books of account as required by law have been kept by the bank so far as it appeared from our examination of those books and proper returns adequate for the purpose of our audit have been received from branches and not visited by us ;
- iii) the Bank's balance sheet and profit and loss account of the Bank dealt with by the report are in agreement with the books of account and returns;
- iv) the expenditure incurred was for the purpose of the business of the Bank;
- v) the financial position of the bank as at 31 December 2010 and the profit for the year then ended have been properly reflected in the financial statements and prepared in accordance with the generally accepted accounting principles ;
- vi) the financial statements have been drawn up in conformity with the Bank Companies Act, 1991 and in accordance with the accounting rules and regulations issued by the Bangladesh Bank;
- vii) adequate provisions have been made for advances which are, in our opinion, doubtful of recovery;

- viii) the financial statements conform to the prescribed standards set in the accounting regulations issued by the Bangladesh Bank after consultation with the professional accounting bodies of Bangladesh;
- ix) the records and statements submitted by the branches have been properly maintained and consolidated in the financial statements;
- x) the information and explanations required by us have been received and found satisfactory and
- xi) the capital adequacy ratio (CAR), as required by law, has been maintained adequately during the year.

Date : April 27, 2011

Place : Dhaka



M. J. ABEDIN & CO

Chartered Accountants














Consolidated Balance Sheet As at 31 December 2010

Particulars	Note	Amount in Taka	
		31-Dec-2010	31-Dec-2009
<u>PROPERTY AND ASSETS</u>			
Cash	3.00	4,570,170,747	4,633,980,079
Cash in hand (including foreign currency)		988,681,208	670,698,496
Balance with Bangladesh Bank and its Agents Bank (including foreign currency)		3,581,489,539	3,963,281,583
Balance with other Banks and financial institutions	4.00	3,055,765,005	8,155,648,754
In Bangladesh		1,410,699,425	7,203,872,949
Outside Bangladesh		1,645,065,580	951,775,805
Money at call on Short Notice	5.00	-	200,000,000
Investments	6.00	9,634,687,546	9,082,951,144
Government Securities		6,896,030,860	7,848,544,488
Other Investments		2,320,638,431	831,389,483
Outside Bangladesh		418,018,255	403,017,173
Loans and Advances	7(a)	48,826,256,257	37,793,886,723
Loans, Cash Credits, Overdrafts, etc.		45,884,156,097	35,986,175,332
Bills Purchased and Discounted	8(a)	2,942,100,160	1,807,711,391
Fixed Assets including Premises, Furniture and Fixtures	9.00	2,060,785,711	616,262,074
Other Assets	10(a)	2,692,595,414	2,419,136,205
Non Banking Assets		-	-
Total Assets		70,840,260,680	62,901,864,980
<u>LIABILITIES AND CAPITAL</u>			
Liabilities			
Borrowing from Other Banks, Financial Institutions and agents	11.00	-	1,250,000,000
In Bangladesh		-	1,250,000,000
Outside Bangladesh		-	-
Deposit and Other Accounts	12(a)	55,918,497,452	50,017,960,808
Current Deposits and Other Accounts		10,796,412,611	6,569,331,019
Bills Payable		1,209,103,518	1,279,279,322
Savings Bank Deposits		9,534,636,847	8,170,413,132
Term Deposits		34,378,344,476	33,998,937,336
Other Liabilities	13.00	9,156,321,438	7,436,447,933
Total Liabilities		65,074,818,890	58,704,408,742
Capital / Shareholders' Equity			
Paid up Capital	14.00	2,179,826,000	1,743,860,800
Statutory Reserve	15(a)	2,182,225,215	1,545,408,159
Other Reserve	16.00	83,808,197	179,907,922
Surplus in Profit and Loss Account	17(a)	1,319,582,378	728,279,357
Total Shareholders' Equity		5,765,441,790	4,197,456,238
Total Liabilities and Shareholders' Equity		70,840,260,680	62,901,864,980

Consolidated Balance Sheet As at 31 December 2010

Particulars	Note	Amount in Taka	
		31-Dec-2010	31-Dec-2009
OFF BALANCE SHEET ITEMS			
Contingent liabilities			
Acceptances and endorsements		11,046,031,618	6,762,868,026
Letters of guarantee	18.00	3,602,941,412	3,186,598,664
Irrevocable letters of credit	19.00	13,931,175,236	7,593,746,458
Bills for collection	20.00	4,532,052,734	3,823,520,949
		33,112,201,000	21,366,734,096
Other commitments			
Documents credit and short term trade -related transactions		-	-
Forward assets purchased and forward deposits placed		-	-
Undrawn note issuance and revolving underwriting facilities		-	-
Undrawn formal standby facilities, credit lines and other commitments		-	-
		-	-
		-	-
		33,112,201,000	21,366,734,096

These financial statements should be read in conjunction with the annexed notes.

 <hr style="border: 0.5px solid black;"/> <p>Mohammad Abdullah Managing Director</p>	 <hr style="border: 0.5px solid black;"/> <p>Director</p>	 <hr style="border: 0.5px solid black;"/> <p>Director</p>
 <hr style="border: 0.5px solid black;"/> <p>Director</p>	 <hr style="border: 0.5px solid black;"/> <p>Director</p>	 <hr style="border: 0.5px solid black;"/> <p>Director</p>
 <hr style="border: 0.5px solid black;"/> <p>Director</p>	 <hr style="border: 0.5px solid black;"/> <p>Director</p>	 <hr style="border: 0.5px solid black;"/> <p>Director</p>
 <hr style="border: 0.5px solid black;"/> <p>Director</p>	 <hr style="border: 0.5px solid black;"/> <p>Chairman</p>	

As per our separate report of even date annexed.












Date: April 27, 2011
Place: Dhaka


M. J. ABEDIN & CO
 Chartered Accountants

Consolidated Profit and Loss Account For the year ended 31 December 2010

Particulars	Note	Amount in Taka	
		2010	2009
Interest income	22(a)	4,667,279,517	3,872,149,004
Less: Interest paid on deposits, borrowings, etc.	23(a)	2,574,522,672	2,769,970,423
Net interest income		2,092,756,845	1,102,178,581
Income from investment	24.00	1,312,558,373	1,061,507,533
Commission, exchange and brokerage	25.00	1,298,249,422	887,032,768
Other operating income	26.00	1,441,787,514	345,050,855
Capital gain	27.00	227,658,694	328,586,416
Total operating income		6,373,010,848	3,724,356,154
Salaries and allowances	28.00	1,340,981,459	999,494,974
Rent, taxes, insurance, lighting and travelling	29.00	307,942,708	227,029,788
Legal expenses		3,053,149	2,688,785
Postage, stamp, telecommunication etc.	30.00	55,355,243	48,080,038
Auditors' fee		500,000	500,000
Stationery, printing and advertisement	31.00	59,016,653	48,023,390
Charges on loan loss		131,210,521	20,148,300
Managing Director's salary	32.00	5,875,000	5,740,000
Directors' meeting fee	33.00	1,289,000	1,012,000
Repair, maintenance and depreciation of assets	34.00	241,924,255	169,680,091
Other expenses	35.00	381,777,582	242,440,373
Total operating expenses		2,528,925,571	1,764,837,738
Profit before provision		3,844,085,277	1,959,518,416
Provision for loans & advance, other assets & off BS items	36.00	660,000,000	310,000,000
Profit before taxation		3,184,085,277	1,649,518,416
Provision for taxation:	13.07	1,520,000,000	750,000,000
Current tax		1,473,847,706	735,754,470
Deferred tax		46,152,294	14,245,530
Profit after taxation		1,664,085,277	899,518,416
Extra ordinary gain		28,559,248	-
Retained profit brought forward		292,314,157	158,664,624
		1,984,958,682	1,058,183,040
Appropriations		665,376,304	329,903,683
Statutory reserve		636,817,055	329,903,683
General reserve		28,559,248	-
Retained earnings		1,319,582,378	728,279,357
Earnings per Share (EPS)	43(a)	76.34	41.27

These financial statements should be read in conjunction with the annexed notes.

 _____ Mohammad Abdullah Managing Director	 _____ Director	 _____ Director	 _____ Director
 _____ Director	 _____ Director	 _____ Director	 _____ Director
 _____ Director	 _____ Director	 _____ Chairman	

As per our separate report of even date annexed.












Date: April 27, 2011
Place: Dhaka


M. J. ABEDIN & CO
Chartered Accountants

Consolidated Cash Flow Statement For the year ended 31 December 2010

Particulars	Note	Amount in Taka	
		2010	2009
CASH FLOWS FROM OPERATING ACTIVITIES			
Interest received in cash		4,667,279,517	3,872,149,004
Interest payments		(2,574,522,672)	(2,769,970,423)
Dividend received		83,641,889	10,709,159
Fees and commission received in cash		964,050,478	846,066,077
Recovery of loans and advances in cash previously written-off		1,146,597,629	73,755,906
Cash paid to employees		(1,161,856,459)	(909,234,974)
Cash paid to suppliers		-	-
Income tax paid		(835,992,442)	(535,435,085)
Cash received from other operating activities	37.00	2,094,619,031	1,691,646,431
Cash paid for other operating activities	38.00	(766,168,284)	(643,779,889)
Cash flows before charges in operating assets and liabilities		3,617,648,688	1,635,906,205
Increase / Decrease in operating assets and liabilities			
Loans and advances to customers		(11,032,369,534)	(4,775,501,341)
Other assets	40(a)	562,533,235	(211,799,410)
Deposits from other Banks		1,327,064,388	49,643,000
Deposit from customers		4,573,472,255	13,876,148,268
Trading liabilities		(1,250,000,000)	1,050,000,000
Other liabilities	41.00	(1,370,746,391)	120,165,786
		(7,190,046,047)	10,108,656,303
Net cash from operating activities		(3,572,397,360)	11,744,562,508
CASH FLOWS FROM INVESTING ACTIVITIES			
Proceeds from sale of securities		23,000,000	23,000,000
Cash payments for purchase of securities		(1,504,250,030)	(264,477,041)
Purchase of property, Plant & equipment of fixed assets		(1,243,206,731)	(196,468,896)
Sales of fixed assets		3,647,411	283,111
Net cash from investing activities		(2,720,809,350)	(437,662,827)
CASH FLOWS FROM FINANCING ACTIVITIES			
Received from issue of loan, capital and debts security		-	-
Payments for redemption of loan capital and debt security		-	(3,530,016)
Net Cash from Financing activities		-	(3,530,016)
Net increase/(decrease) in cash and cash equivalent		(6,293,206,708)	11,303,369,667
Opening cash and cash equivalent		20,756,173,322	9,452,803,655
Closing cash and cash equivalent	39.00	14,462,966,613	20,756,173,322

These financial statements should be read in conjunction with the annexed notes.

 Mohammad Abdullah Managing Director	 Director	 Director	 Director
 Director	 Director	 Director	 Director
 Director	 Director	 Chairman	

As per our separate report of even date annexed.

Date: April 27, 2011
Place: Dhaka


M. J. ABEDIN & CO
Chartered Accountants

Consolidated Statement of Changes in Equity As at 31 December 2010

Particulars	Amount in Taka				
	Paid up capital	Statutory Reserve	Other Reserve	Profit /Loss	Total
Balance at 01 January 2010	1,743,860,800	1,545,408,159	179,907,922	728,279,357	4,197,456,238
Bonus share issued (2009)	435,965,200	-	-	(435,965,200)	-
	2,179,826,000	1,545,408,159	179,907,922	292,314,157	4,197,456,238
Surplus /Deficit on account of revaluation on investment	-	-	8,752,000	-	8,752,000
Surplus /Deficit revaluation of Govt. treasury bill & bond etc.			(133,410,973)		(133,410,973)
Net profit after tax for the year	-	-	-	1,664,085,277	1,664,085,277
Extra Ordinary Gain	-	-	-	28,559,248	28,559,248
Appropriations made during the year	-	636,817,055	28,559,248	(665,376,304)	-
Balance as on 31 December 2010	2,179,826,000	2,182,225,215	83,808,197	1,319,582,378	5,765,441,790

These financial statements should be read in conjunction with the annexed notes.



Mohammad Abdullah
Managing Director



Director



Director



Director



Director



Director



Director



Director



Director



Director



Chairman

As per our separate report of even date annexed.

Date: April 27, 2011
Place: Dhaka



M. J. ABEDIN & CO
Chartered Accountants

Balance Sheet As at 31 December 2010











Particulars	Note	Amount in Taka	
		31-Dec-2010	31 Dec. 2009
PROPERTY AND ASSETS			
Cash	3.00	4,570,170,747	4,633,980,079
Cash in hand (including foreign currency)		988,681,208	670,698,496
Balance with Bangladesh Bank and its Agents Bank (including foreign currency)		3,581,489,539	3,963,281,583
Balance with other Banks and financial institutions	4.00	3,055,765,005	8,155,648,754
In Bangladesh		1,410,699,425	7,203,872,949
Outside Bangladesh		1,645,065,580	951,775,805
Money at call on short notice	5.00	-	200,000,000
Investments	6.00	9,634,687,546	9,082,951,144
Government securities		6,896,030,860	7,848,544,488
Other investments		2,320,638,431	831,389,483
Outside Bangladesh		418,018,255	403,017,173
Loans and advances	7.00	47,563,427,882	37,793,886,723
Loans, cash credits, overdrafts, etc.		45,105,909,397	35,986,175,332
Bills purchased and discounted	8.00	2,457,518,485	1,807,711,391
Fixed assets including premises, furniture and fixtures	9.00	2,060,785,711	616,262,074
Other assets	10.00	2,680,361,641	2,419,136,205
Non banking assets		-	-
Total assets		69,565,198,532	62,901,864,980
LIABILITIES AND CAPITAL			
Liabilities			
Borrowing from other banks, financial Institutions and agents	11.00	-	1,250,000,000
In Bangladesh		-	1,250,000,000
Outside Bangladesh		-	-
Deposit and other accounts	12.00	54,660,410,064	50,017,960,808
Current deposits and other accounts		9,538,325,223	6,569,331,019
Bills payable		1,209,103,518	1,279,279,322
Savings bank deposits		9,534,636,847	8,170,413,132
Term deposits		34,378,344,476	33,998,937,336
Other liabilities	13.00	9,156,321,438	7,436,447,933
Total liabilities		63,816,731,502	58,704,408,742
Capital / Shareholders' equity			
Paid up capital	14.00	2,179,826,000	1,743,860,800
Statutory reserve	15.00	2,178,830,263	1,545,408,159
Other reserve	16.00	83,808,197	179,907,922
Surplus in Profit and Loss Account	17.00	1,306,002,570	728,279,357
Total shareholders' equity		5,748,467,030	4,197,456,238
Total liabilities and shareholders' equity		69,565,198,532	62,901,864,980



Balance Sheet As at 31 December 2010

Particulars	Note	Amount in Taka	
		31-Dec-2010	31-Dec-2009
OFF BALANCE SHEET ITEMS			
Contingent liabilities			
Acceptances and endorsements		11,046,031,618	6,762,868,026
Letters of guarantee	18.00	3,602,941,412	3,186,598,664
Irrevocable letters of credit	19.00	13,931,175,236	7,593,746,458
Bills for collection	20.00	4,532,052,734	3,823,520,949
		33,112,201,000	21,366,734,096
Other Commitments:			
Documents credit and short term trade -related transactions		-	-
Forward assets purchased and forward deposits placed		-	-
Undrawn note issuance and revolving underwriting facilities		-	-
Undrawn formal standby facilities, credit lines and other commitments		-	-
		-	-
		33,112,201,000	21,366,734,096

These financial statements should be read in conjunction with the annexed notes.

 <hr style="border: 0; border-top: 1px solid black;"/> <p>Mohammad Abdullah Managing Director</p>	 <hr style="border: 0; border-top: 1px solid black;"/> <p>Director</p>	 <hr style="border: 0; border-top: 1px solid black;"/> <p>Director</p>
 <hr style="border: 0; border-top: 1px solid black;"/> <p>Director</p>	 <hr style="border: 0; border-top: 1px solid black;"/> <p>Director</p>	 <hr style="border: 0; border-top: 1px solid black;"/> <p>Director</p>
 <hr style="border: 0; border-top: 1px solid black;"/> <p>Director</p>	 <hr style="border: 0; border-top: 1px solid black;"/> <p>Director</p>	 <hr style="border: 0; border-top: 1px solid black;"/> <p>Director</p>
 <hr style="border: 0; border-top: 1px solid black;"/> <p>Director</p>	 <hr style="border: 0; border-top: 1px solid black;"/> <p>Chairman</p>	

As per our separate report of even date annexed.












Date: April 27, 2011
Place: Dhaka


M. J. ABEDIN & CO
 Chartered Accountants

Profit and Loss Account For the year ended 31 December 2010

Particulars	Note	Amount in Taka	
		2010	2009
Interest income	22.00	4,640,914,591	3,872,149,004
Less: Interest paid on deposits, borrowings, etc.	23.00	2,565,132,506	2,769,970,423
Net Interest income		2,075,782,085	1,102,178,581
Income from investment	24.00	1,312,558,373	1,061,507,533
Commission, exchange and brokerage	25.00	1,298,249,422	887,032,768
Other operating income	26.00	1,441,787,514	345,050,855
Capital gain	27.00	227,658,694	328,586,416
Total operating income		6,356,036,088	3,724,356,154
Salaries and allowances	28.00	1,340,981,459	999,494,974
Rent, taxes, insurance, lighting and travelling	29.00	307,942,708	227,029,788
Legal expenses		3,053,149	2,688,785
Postage, stamp, telecommunication etc.	30.00	55,355,243	48,080,038
Auditors' fee		500,000	500,000
Stationery, printing and advertisement	31.00	59,016,653	48,023,390
Charges on loan loss		131,210,521	20,148,300
Managing Director's salary	32.00	5,875,000	5,740,000
Directors' meeting fee	33.00	1,289,000	1,012,000
Repair, maintenance and depreciation of assets	34.00	241,924,255	169,680,091
Other expenses	35.00	381,777,582	242,440,373
Total operating expenses		2,528,925,571	1,764,837,738
Profit before provision		3,827,110,517	1,959,518,416
Provision for loans & advance, other assets & off BS items	36.00	660,000,000	310,000,000
Profit before taxation		3,167,110,517	1,649,518,416
Provision for taxation:	13.07	1,520,000,000	750,000,000
Current tax		1,473,847,706	735,754,470
Deferred tax		46,152,294	14,245,530
Profit after taxation		1,647,110,517	899,518,416
Extra Ordinary Gain		28,559,248	-
Retained profit brought forward		292,314,157	158,664,624
		1,967,983,922	1,058,183,040
Appropriations		661,981,352	329,903,683
Statutory reserve		633,422,103	329,903,683
General Reserve		28,559,248	-
Retained earnings		1,306,002,570	728,279,357
Earnings per Share (EPS)	43.00	75.56	41.27

These financial statements should be read in conjunction with the annexed notes.

 Mohammad Abdullah Managing Director	 Director	 Director	 Director
 Director	 Director	 Director	 Director
 Director	 Director	 Chairman	

As per our separate report of even date annexed.












Date: April 27, 2011
Place: Dhaka


M. J. ABEDIN & CO
Chartered Accountants

Cash Flow Statement For the year ended 31 December 2010

Particulars	Note	Amount in Taka	
		2010	2009
CASH FLOWS FROM OPERATING ACTIVITIES			
Interest received in cash		4,640,914,591	3,872,149,004
Interest payments		(2,565,132,506)	(2,769,970,423)
Dividend received		83,641,889	10,709,159
Fees and commission received in cash		964,050,478	846,066,077
Recovery of loans and advances in cash previously written-off		1,146,597,629	73,755,906
Cash paid to employees		(1,161,856,459)	(909,234,974)
Cash paid to suppliers		-	-
Income tax paid		(835,992,442)	(535,435,085)
Cash received from other operating activities	37.00	2,094,619,031	1,691,646,431
Cash paid for other operating activities	38.00	(766,168,284)	(643,779,889)
Cash flows before charges in operating assets and liabilities		3,600,673,928	1,635,906,205
Increase / Decrease in operating assets and liabilities			
Loans and advances to customers		(9,769,541,159)	(4,775,501,341)
Other assets	40.00	574,767,007	(211,799,410)
Deposits from other Banks		68,977,000	49,643,000
Deposit from customers		4,573,472,255	13,876,148,268
Trading liabilities		(1,250,000,000)	1,050,000,000
Other liabilities	41.00	(1,370,746,391)	120,165,786
		(7,173,071,288)	10,108,656,303
Net cash from operating activities		(3,572,397,360)	11,744,562,508
CASH FLOWS FROM INVESTING ACTIVITIES			
Proceeds from sale of securities		23,000,000	23,000,000
Cash payments for purchase of securities		(1,504,250,030)	(264,477,041)
Purchase of property, Plant & equipment of fixed assets		(1,243,206,731)	(196,468,896)
Sales of fixed assets		3,647,411	283,111
Net cash from investing activities		(2,720,809,350)	(437,662,827)
CASH FLOWS FROM FINANCING ACTIVITIES			
Received from issue of loan, capital and debts security		-	-
Payments for redemption of loan capital and debt security		-	(3,530,016)
Net Cash from Financing activities		-	(3,530,016)
Net increase/(decrease) in cash and cash equivalent		(6,293,206,709)	11,303,369,667
Opening cash and cash equivalent		20,756,173,322	9,452,803,655
Closing cash and cash equivalent	39.00	14,462,966,613	20,756,173,322

These financial statements should be read in conjunction with the annexed notes.

 Mohammad Abdullah Managing Director	 Director	 Director	 Director
 Director	 Director	 Director	 Director
 Director	 Director	 Chairman	

As per our separate report of even date annexed.












Date: April 27, 2011
Place: Dhaka


M. J. ABEDIN & CO
Chartered Accountants

Statement of Changes in Equity As at 31 December 2010

Particulars	Amount in Taka				
	Paid up capital	Statutory Reserve	Other Reserve	Profit /Loss	Total
Balance at 01 January 2010	1,743,860,800	1,545,408,159	179,907,922	728,279,357	4,197,456,238
Bonus share issued (2009)	435,965,200	-	-	(435,965,200)	-
	2,179,826,000	1,545,408,159	179,907,922	292,314,157	4,197,456,238
Surplus /Deficit on account of revaluation on investment	-	-	8,752,000	-	8,752,000
Surplus /Deficit revaluation of Govt. treasury bill & bond etc.	-	-	(133,410,973)	-	(133,410,973)
Net profit after tax for the year	-	-	-	1,647,110,517	1,647,110,517
Extra Ordinary Gain	-	-	-	28,559,248	28,559,248
Appropriations made during the year	-	633,422,103	28,559,248	(661,981,352)	-
Balance as on 31 December 2010	2,179,826,000	2,178,830,263	83,808,197	1,306,002,570	5,748,467,030

These financial statements should be read in conjunction with the annexed notes.

 _____ Mohammad Abdullah Managing Director	 _____ Director	 _____ Director	 _____ Director
 _____ Director	 _____ Director	 _____ Director	 _____ Director
 _____ Director	 _____ Director	 _____ Chairman	

As per our separate report of even date annexed.

Date: April 27, 2011
Place: Dhaka













M. J. ABEDIN & CO
Chartered Accountants



STATEMENT OF LIQUIDITY (Asset and Liability Maturity Analysis) As at 31 December 2010

Assets and Liabilities	Amount in Taka					
	Not More than 1 Month	From 1 to 3 Month	From 3 to 12 Months	From 1 Year to 5 Years	From 5 Years and above	Total
Assets						
Cash in hand	988,681,208	-	-	-	-	988,681,208
Balance with other banks & financial institutions and agents	4,592,188,964	1,995,065,580	50,000,000	-	-	6,637,254,544
Money at call & short notice	-	-	-	-	-	-
Investment	4,747,300	-	1,482,144,431	1,985,590,038	6,162,205,777	9,634,687,546
Loans & advances	8,309,451,791	6,250,828,639	16,121,643,427	12,166,210,001	4,715,294,024	47,563,427,882
Premises & fixed assets	8,243,143	16,486,286	74,806,521	298,813,928	1,662,435,833	2,060,785,711
Other assets	1,403,335,092	489,046,533	576,638,081	204,079,532	7,262,404	2,680,361,641
Total Assets	15,306,647,497	8,751,427,038	18,305,232,461	14,654,693,499	12,547,198,038	69,565,198,532
Liabilities						
Other banks, financial institutions	-	-	-	-	-	-
Deposits and other accounts	10,048,609,290	8,610,383,759	24,623,400,808	7,891,059,733	3,486,956,474	54,660,410,064
Provision and other liabilities	1,630,895,098	1,192,085,625	1,020,389,040	1,368,281,443	3,944,670,232	9,156,321,438
Total Liabilities	11,679,504,388	9,802,469,384	25,643,789,848	9,259,341,176	7,431,626,706	63,816,731,502
Net Liquidity Gap: Surplus/(Deficit)	3,627,143,109	(1,051,042,347)	(7,338,557,387)	5,395,352,323	5,115,571,331	5,748,467,030

These financial statements should be read in conjunction with the annexed notes.

 _____ Mohammad Abdullah Managing Director	 _____ Director	 _____ Director	 _____ Director
 _____ Director	 _____ Director	 _____ Director	 _____ Director
 _____ Director	 _____ Director	 _____ Chairman	

As per our separate report of even date annexed.

Date: April 27, 2011
Place: Dhaka


M. J. ABEDIN & CO
Chartered Accountants

Notes to the Financial Statements **For the year ended 31 December 2010**

1.00 Legal status and nature of the Bank

International Finance and Investment Company Limited was established in 1976 at the instance of the Government of the People's Republic of Bangladesh as a joint venture finance company. Government of Bangladesh held 33% ordinary shares and the remaining 67% were held by the sponsors and general public.

When the Government decided to open up banking in the private sector in 1983, this finance company was converted into a commercial bank and incorporated in Bangladesh as a bank company in the same year under the Companies Act 1913 (now 1994) under the name and style "International Finance Investment and Commerce Bank Limited"

1.01 Nature of business activities

All types of commercial banking services are provided by the Bank within the stipulations laid down by Bank Companies Act 1991 and directives as received from Bangladesh Bank from time to time. It has 95 branches and 02 SME Centre all over Bangladesh. The Bank is listed in the Dhaka and Chittagong Stock Exchanges as a publicly quoted company for its "A class" ordinary share.

1.02 Off-shore Banking Unit

The Bank obtained the Off-shore Banking Unit permission vide letter no. BRPD (P-3) 744 (104)/2009-4233 dated 17 November 2009. The Bank commenced operation of this unit from May 06, 2010. Presently the bank has 01 (one) Off-shore Banking Unit in Bangladesh. The Off-shore Banking Unit is governed under the rules and guidelines of Bangladesh Bank. Separate Financial Statements of Off -shore Banking Unit are shown in Annexure-F. The principal activities of the Bank are to provide all kinds of commercial banking services to its customers through its branch in Bangladesh.

2.00 Significant Accounting Policies

2.01 Basis of accounting:

The financial statements of the Bank are made up to December 31, each year and are prepared under the historical cost convention and in accordance with the First Schedule {section 38(4)} of the Bank Companies Act 1991, Bangladesh Bank circulars, Bangladesh Accounting Standards, Companies Act 1994, Securities and Exchange Rules 1987 and other laws and rules applicable in Bangladesh on a going concern basis.

2.02 Consolidation

The consolidated financial statements include the financial statements of IFIC Bank Limited and Off-shore Banking Units made up to the end of the financial year.



2.03 Revenue recognition

a) Interest income:

- i) In terms of provision of Bangladesh Accounting Standard (BAS) -18 the interest receivable is recognized on accrual basis. Interest on loans and advances ceases to be taken into income when such advances are classified and is kept in interest suspense account. Interest on classified advances is accounted for as and when realized.
- ii) Interest on unclassified loans and advances is calculated on a daily product basis but charged and accounted for quarterly on accrual basis.
- iii) Commission and discounts on bills purchased and discounted are recognized on realization basis.

b) Investments income:

- i) Interest on investment in government and other trust securities, debentures and bonds, etc is accounted for as income on accrual basis.
- ii) Dividends on shares of Oman International Exchange LLC, Nepal Bangladesh Bank Ltd and NIB Bank Limited and shares of the listed companies of Dhaka and Chittagong stock exchanges have been accounted for on receipt basis.

c) Fees and commission income:

Fees and commission arises on services provided by the bank is recognized on cash basis.

Commission charged to customers on letters of credit and letters of guarantee are credited to income at the time of effecting the transaction.

2.04 Valuation of investment:

The basis of valuation of investment has been shown as under:

<u>Items</u>	<u>Applicable accounting value</u>
Government treasury bills:	At Present value,
Government treasury bonds:	At Present value,
Prize bond	At cost price,
Zero coupon bond	At redeemable value,
Debenture	At redeemable value,
Investment in shares (quoted)	At cost or market price whichever is lower at balance sheet date.
Investment in shares (un-quoted)	At cost price

2.05 Loans and advances

- a) Loans and advances have been stated at gross value as per requirements of Bank Companies Act, 1991.
- b) Provision for loans and advances are made on the basis of information furnished by the branches and instructions contained in Bangladesh Bank BRPD Circular No. 16 of 6 December 1998, 9 of 14 May 2001, 02 of 15 February 2005, 09 of 20 August 2005, 17 of 06 December 2005, 19 of 20 December 2005 and 05 of 05 June 2006.
- c) Interest is calculated on classified loans and advances as per BRPD circular no. 16 of 1998, 9 of 2001 and 10 of 2005 and recognized as income on realization.

The classification rates are given below:

Particulars	Rate of Provision
General Provision on :	
Unclassified loans and advances	1.00%
Small enterprises	2.00%
Consumer Finance for house building loan and loan for professional setup	2.00%
Consumer Finance other than house building loan and loan for professional setup including credit cards	5.00%
Special Mention Account	5.00%
Off Balance Sheet Exposure	1.00%
Specific Provision on:	
Substandard loans and advances	20.00%
Doubtful loans and advances	50.00%
Bad/loss and advances	100.00%

- (d) Loans and advances are written off to the extent that (i) there is no realistic prospect of recovery, and (ii) against which legal cases are filed and classified as bad/loss for more than five years as per guidelines of Bangladesh Bank. These write off however, will not undermine/affect the claim amount against the borrower. Detailed memorandum records for all such write off accounts are meticulously maintained and followed up.



2.06 Fixed assets and depreciation

Fixed assets are stated at cost less accumulated depreciation. Depreciation is computed consistently by using diminishing balance method at the following rates:

Particulars	Rate of depreciation
Land	Nil
Building	2.50%
Furniture and fixtures	10%
Office equipment	20%
Electrical & Gas Equipment	20%
Leasehold premises	10%
Vehicles	20%
Soft furnishing	40%

2.07 Cash flow statement

Cash flow statement is prepared principally in accordance with IAS 7 “Cash Flow Statement” and the cash flow from the operating activities has been presented under direct method.

2.08 Foreign currency transactions/ translations

Foreign currency transactions are converted into equivalent Taka currency using the ruling exchange rates on the dates of such transactions. Excess/shortage of translated figures over book figures at year end is transferred to Profit and Loss Account.

Assets and liabilities as at December 31, 2010 in foreign currencies are translated into Taka currency at the prevailing WAR (Weighted Average Rate) of the concerned foreign currency of that day. All differences arising from this conversion are charged/credited to the profit and loss account.

2.09 IFIC Securities Limited

IFIC Securities Limited a subsidiary of IFIC Bank Limited, has been incorporated as a Public Limited company on 02 November 2010 with an authorized capital of Tk. 3,000,000,000 (Taka three hundred crore) only and an initial paid-up capital of Tk. 800,000,000 (Tk. eighty crore) only.

The Securities & Exchange Commission (SEC) has accorded consent for transferring membership of Dhaka Stock Exchange (DSC) from IFIC Bank Limited to IFIC Securities Limited under the registration certificate no. 3.1/DSE-192/2011/455 dated 15 February 2011 for Stock broker operation and registration certificate no. 3.1/DSE-192/2011/456 dated 15 February 2011 for Stock Dealer Operation.

Pursuant to the formation of IFIC Securities Limited as a subsidiary of IFIC Bank Limited to act as a stock broker and dealer, IFIC Bank Limited confirms that effective from 10 March 2011 all its operations in the securities trading business including stock broker and under stock dealer activities will be taken over by IFIC Securities Ltd.

2.10 Risk Management

The Risk of IFIC Bank Limited is defined as the probability of losses, financial or otherwise. The Risk Management of the Bank includes six core risk areas of banking i.e. Credit Risk Management, Foreign exchange risk management, Asset liability management, Prevention of money laundering, establishment of Internal Control and Compliance and Information and Communication Technology (ICT). The prime objective of the risk management is that the Bank takes better calculative business risks at the same time keeping safe the Bank's capital, its financial resources and profitability from various risks.

2.10.1 Credit Risk Management

Risk is inherent in all commercial operation. In Bank, credit risk is an obvious factor that needs to be managed. Credit risk is the possibility that a borrower or counter party may fail to meet its obligation pursuant to agreed terms. Credit risk, therefore, arises from the banks' dealings with or lending to corporate, individuals and other banks or financial institutions.

As per Bangladesh Bank guidelines, Credit Risk Management (CRM) has been introduced and are being reviewed annually the last one made on 2009 to meet the demand of the time. Credit Risk Management (CRM) is a dynamic process which enables banks to proactively manage loan portfolios. The Policy objective of CRM is maximizing banks earning from loan portfolios through improvement of quality of assets. That is why credit facilities are considered solely on viability of business. Financed projects/enterprises are continuously monitored to ensure repayment. At the same time diversification has been brought in credit portfolio through introducing various products as per Bangladesh Bank guidelines.

As a financial enterprise, IFIC Bank is also engaged in different financial dealing with prime objective to maximize stakeholders' value. Thus the bank endeavors to maintain a manageable loan portfolio, which is rewarding by taking calculated risk and ensuring quality of loans.

2.10.2 Asset Liability Management

Assets Liability Management is the most important aspect for the Financial Institution to manage Balance Sheet Risk, especially for managing of liquidity risk and interest rate risk. Change in Market Liquidity and interest rate expose bank business to the risk of loss. Failure to identify the risks associated with business and failure to take timely measures in giving a sense of direction may threaten the survival of institution. As such, it is important that senior management as well as the Board of Directors must understand the existence of such risk on the balance sheet and they should ensure that the structure of the banks business and the level of balance sheet risk it assumes are effectively managed and appropriate policies and procedures are established to control and limit these risks, and that resources are available for evaluating and controlling interest rate risk. To address all the risk elements of the balance sheet, monthly ALCO meeting are conducted in 2010, ATM desk of the bank analyses the balance sheet risk and prepares the monthly ALCO papers as per the guidelines of Bangladesh Bank. By strongly monitoring the maturity gap of assets and Liabilities and interest rate movement, bank is able to maintain optimum liquidity with required regulatory compliances. A policy Guideline on Asset Liability Management has been formulated, approved by the Board of Directors of the bank and revised time to time.



2.10.3 Prevention of Money Laundering

The Chief Anti Money Laundering Compliance Officer (CAMLCO) regularly submitted the status report to the Managing Director and Bangladesh Bank on the areas like hundi activities, abnormal transaction, Suspicious Transaction Report (STR), Cash Transaction Report (CTR) procedures and similar other areas as required.

As Directed by Bangladesh Bank, "Guidelines on Prevention of Money Laundering" of the bank was amended and modified by the Board and "Policy for Combating Financing of Terrorism" was prepared and subsequently approved by the Board on 27.01.2009 the revised guidelines and the policy were distributed to all branches/Divisions of Head Office for meticulous compliance. Bangladesh Bank conducted inspection of several branches and Head Office Compliance on the report has been duly made.

Bank Academy and Anti Money Laundering Division jointly conducted several courses on Prevention of Money Laundering including Money Laundering Prevention Act, 2009 and Anti Terrorism Act, 2009 where Central Bank executives were the guest speakers.

2.10.4 Internal Control and Compliance

In a Banking institution a system of effective Internal Control strengthens the base of safe & sound banking. The operational performance of the Bank is depended on efficient and sound internal control system for establishing corporate governance, transparency & accountability in the bank. As a part of Core Risk Management, Internal Control & Compliance Division with three departments namely; Compliance, Monitoring and Audit & Inspection is an integral part of daily activities of the Bank working as on going process to ensure smooth operation of the bank. Inline with Bangladesh Bank guidelines, formulation of policy guideline, set up of separate organizational structure, segregation of duties and introduction of internal control process, such as Departmental Control Function Checklist (DECFL), Quarterly Operation Report (QOR), Unified Calendar of returns, Ethics/Code of Conduct of employees have meanwhile been done for successful implementation of effective internal control system. Compliance Department is functioning to ensure compliance with statutory & regulatory requirement and also Bank's own policy & procedures for developing compliance culture. Monitoring department is responsible for operational performance of branches and Head office Divisions by minimizing/ avoiding risk factors. As the internal watch dog of the bank, an independent Audit & Inspection mechanism is working to review the effectiveness of internal control at the Branches/ Divisions. Internal Control Unit has also been set-up at the branches with the existing manpower to minimize irregularities/lapse, to prevent fraud/forges and to control risks at the operational level. As a whole, an effective control has been in place & farther strengthened with strict compliance, effective monitoring & risk based Audit both at the end of Branch & Head office level for improving overall worked achieving its ultimate goal.

2.10.5 Foreign Exchange Risk Management

As per directives of Bangladesh Bank, Treasury Manual has been formulated and implemented for managing foreign exchange risks. Functions of Treasury Front Office and Treasury Back Office have been segregated and a Mid Office established. Operational Guidelines have been also been formulated defining the roles and responsibilities of Front, Back and Mid Office so that various foreign exchange transactions can be conducted according to the Policy Guidelines of Bangladesh Bank and the risks can be measured, monitoring and mitigated.

2.10.6 Information and Communication Technology (ICT)

The Bank is aware of the method of ICT Risk Management which is based on the syntax of Risk Management. Information assets are critical of the services provided by the Bank to its customers. Protection and maintenance of these assets are critical to its sustainability. The Bank has already taken initiatives for protecting the information from unauthorized access, modification, disclosure and destruction to protect customers' interest. The Bank has already developed its own ICT policies for different operation and services. Those are very detailed and are closely in line with the ICT guidelines of Bangladesh Bank.

The Bank has developed a critical human resource fall tolerance plan with detail job description for each IT personnel, segregation of duties for IT tasks and system support in respect of severity.

Training is a key component of ICT Risk Management. The Bank has been continuously conducting training sessions on sensitive IT tasks (i.e. operational procedure, security procedures, steps to be taken in case of any contingency/health security in the ICT area etc.) for relevant employees.

The Bank is taking Data Backup on daily basis one copy is being stored in five proof Vault and another copy is being kept at remote site to face any disaster in data centre. Preparation of business continuity plan and establishment of Disaster Recovery site is under process to failover business operations.

The Bank has started to maintain separate insurance coverage for its ICT assets by considering essentiality for the Bank as well as for its customers and stakeholders.

The Bank management has been putting in conscious efforts to improve problem Management, IT Operation Management, Change Management, Asset management and Request Management to maintain maximum uptime of automated banking business.

The Bank has been maintaining physical security for its workplace to properly protect ICT resources as per the Physical Security Guideline under Tier-1 of ICT guideline of Bangladesh Bank. The Bank is strictly following the Information Security Standard of Bangladesh Bank which covers Password Control, User ID Maintenance, Input Control, Network Security, Data Encryption, Virus Protection and Access Control to Internet and Emailing.

Service Provider Management is one of the most important factors to efficiently manage dependencies in ICT arena. Currently the Bank has been maintaining Service Level Agreement (SLA) with the vendors who are directly involved for providing critical services on behalf of the Bank.

2.11. Management Committee (MANCOM)

The Management Committee (MANCOM) is functioning since the year 1994 as a structured unit to take important management decisions. Presently, it comprises of 13(thirteen) members holding key positions in the management of the Bank. The Committee is headed by the Managing Director who is assisted by a Senior Management Group consisting of the 02 (two) Deputy Managing Director, 03(three) Senior Executive Vice President (SEVP)



who are the Company Secretary, Chief Financial Officer (CFO) and Head of Human Resources Division and 04 (four) Executive Vice President (EVP) who are Head of Credit Risk Management, Corporate Banking & Marketing, Corporate Communication and Support Service and Internal Control and Compliance Division and 01 (one) Senior Vice President who is head of IT and 01 (one) First Vice President who is head of Card. The VP & Managing Director's Secretariat also Acts as the member secretary of the committee. The Divisional Heads who are the members of the Committee are concerned with management of respective Division as well as monitoring day to day activities taking place in the Branches and have long experience in commercial banking activities.

The Committee sits at least once every month to review and evaluate strategic operational issues of the bank, identify specific problems which need to be immediately attended, identify position of weakness (if any) of the bank and take remedial measures or any other measures for enhancing general image of the bank. Generally, the MANCOM is concerned with major decision making in the bank, planning and framing of policy guidelines.

2.12 Taxation

2.12.1 Current Tax

Provision for income tax has been made @ 42.50% as prescribed in the Finance Act 2010 on accounting profit made by the Bank after considering some of the taxable add backs of income and disallowance of expenditure.

2.12.2 Deferred Tax

Deferred tax liabilities are the amounts of income taxes payable in the future period in respect of taxable temporary differences. Deferred tax assets are the amount of income taxes recoverable in future periods in respect of taxable temporary difference. Deferred tax assets and liabilities are recognized for the future tax consequences of timing difference arising between the carrying values of assets, liabilities, income and expenditure and their respective tax basis. Deferred tax assets and liabilities are measured using tax rates and tax laws that have been enacted or substantially enacted at the balance sheet date. The impact on the account of changes in the deferred tax assets and liabilities has also been recognized in the profit and loss account.

2.13 Earning per share

The company calculated Earning Per Share (EPS) in accordance with BAS 33: Earning Per Share, which has been shown on the face of income statement, and the computation of EPS is stated in Note – 43.

a) Basic earnings

This represents earnings for the year attributable to ordinary shareholders. As there was no preference dividend, minority interest or extra ordinary items, the Net profit after tax for the year has been considered as fully attributable to the ordinary shareholders.

b) Weighted average number of ordinary shares outstanding during the year

This represents the number of ordinary shares outstanding at the beginning of the year plus the number of ordinary share issued during the year multiplied by a time weighted factor. The time-weighting factor is the numbers of days the specific shares were outstanding as a proportion of the total number of days in the year.

c) Basic Earning Per Share

This has been calculated by dividing the Basic Earnings by the weighted average number of ordinary shares outstanding during the year.

2.14 Retirement Benefit

Accounting recognition & measurement, as well as the disclosures requirements for different benefit schemes for employees are the followings:

2.14.1 Provident fund

Provident fund benefits are given to the staff of the bank in accordance with the registered Provident fund rules. The Commissioner of Income Tax, Dhaka has approved the Provident fund as a recognized fund within the meaning of section 2 (52) read with the provisions of part – B of First Schedule of Income Tax Ordinance 1984. The fund is operated by a Board of Trustees consisting of 5 (five) members of the bank. All confirmed employees of the bank are contributing 10% of their basic salary as subscription of the fund. The bank also contributes equal amount to the fund. Contributions made by the bank are charged as expense. Interest earned from the investments is credited to the members' account on half yearly basis.

2.14.2 Gratuity

Gratuity fund benefits are given to the staff of the bank in accordance with the registered Gratuity fund rules. National Board of Revenue has approved the Gratuity fund as a recognized gratuity fund with effect from October 2007. The fund is operated by a Board of Trustees consisting of 5 (five) members of the bank. Employees are entitled to gratuity benefit after completion of minimum 10 (ten) years of service in the company. The gratuity is calculated on the basis of service lengths.

2.15 Off-balance sheet items

Under general banking transactions liabilities against acceptance, endorsement and other obligations and bills against which acceptance has been given and claim exists there against have been shown as off balance sheet items.



General provision for off balance sheet exposures are made on the basis of year end review by the management and of the instruction contained in Bangladesh bank BRPD circular No. 08 dated August 07, 2007 and BRPD Circular No. 10 dated September 18, 2007 at the rate of 1.00%.

2.16 Post-balance sheet events

The board of directors recommended 27% bonus shares as stock dividend in its 558th board meeting held on April 27, 2011.

2.17 Compliance report on Bangladesh Accounting Standards (BAS) and Bangladesh Financial Reporting Standards (BFRS):

The Institute of Chartered Accountants of Bangladesh (ICAB) is the sole authority for adoption of International Accounting Standards (IAS) and International Financial Reporting Standards (IFRS). While preparing the financial statements, IFIC Bank applied most of IAS and IFRS as adopted by ICAB.

2.18 General

- (a) The financial statements are expressed in Taka currency and rounded off to the nearest integer.
- (b) The expenses, irrespective of capital or revenue nature, accrued but not paid have been provided for.
- (c) Wherever considered necessary, previous year's figures have been rearranged in order to conform to current year's presentation.

3.00 Cash

A. Cash in hand

Local currency in hand

Foreign currencies in hand

Cash with ATM

Sub total

B. Balance with Bangladesh Bank and its agents bank

Balance with Bangladesh Bank:

Local currency

Foreign currencies

Balance with Sonali Bank:

As agent of Bangladesh Bank

Other than agent

Sub total

Grand total

3.01 Cash Reserve Requirement (CRR) and Statutory Liquidity Ratio (SLR)

Cash Reserve Requirement (CRR) and Statutory Liquidity Ratio (SLR) have been calculated and maintained in accordance with section 33 of Bank Companies Act 1991 and BCD circular no. 13 dated May 24, 1992 BRPD circular no. 12 dated Sep 02, 1999 and BRPD circular no. 22 dated Nov 6, 2003 and BRPD circular no. 12 dated August 25, 2005, MPD circular no. 04 dated December 01, 2010, MPD circular no. 05 dated December 01, 2010.

3.02 Cash Reserve Requirement (CRR): 6% of Average Demand and Time Liabilities

Required reserve in amount

Percentage (%)

Average reserve held in amount (Bangladesh Bank)

Percentage (%)

Surplus

Amount in Taka	
31-Dec-2010	31-Dec-2009
966,338,449	646,688,105
20,194,059	23,130,992
2,148,700	879,400
988,681,208	670,698,496
2,715,133,050	2,567,986,611
415,636,794	851,759,506
3,130,769,844	3,419,746,117
450,719,695	543,535,466
-	-
450,719,695	543,535,466
3,581,489,539	3,963,281,583
4,570,170,747	4,633,980,079

3,419,055,390

2,408,226,000

6.00%

5.00%

3,547,061,235

2,512,908,750

6.22%

5.22%

0.22%

0.22%



3.03 Statutory Liquidity Ratio (SLR) 19% of average time and demand Liabilities (includes CRR)

	Amount in Taka	
	31-Dec-2010	31-Dec-2009
Required reserve in amount	10,827,008,735	8,669,614,000
Percentage (%)	19%	18%
Average reserve held in amount	11,422,013,111	11,630,765,061
Percentage (%)	20.04%	24.15%
Surplus / (Deficit)	1.04%	6.15%

4.00 Balance with other Banks and Financial Institutions

In Bangladesh (Note -4.01)	1,410,699,425	7,203,872,949
Outside Bangladesh (Note -4.02)	1,645,065,580	951,775,805
	3,055,765,005	8,155,648,754

4.01 In Bangladesh

Current Account	149,661,357	134,900,315
Agrani Bank Ltd.	124,588,175	117,614,485
IFIC Bank Ltd. (CMD)	25,073,182	17,285,830
Short Term Deposits	11,038,068	198,972,634
AB Bank Ltd.	-	-
Trust Bank Ltd	5,652,465	4,954,941
Standard Chartered Bank Ltd	4,179,386	5,024,253
Beneficiary Owner (B. O) A/c.	1,206,217	188,993,441
Fixed Deposits	1,250,000,000	6,870,000,000
National Housing Finance	-	20,000,000
Jamuna Bank Ltd.	300,000,000	500,000,000
Southeast Bank Ltd.	100,000,000	400,000,000
International Leasing and Finance Co. Ltd.	150,000,000	150,000,000
Bank Asia Ltd.	-	700,000,000
National Bank of Pakistan	100,000,000	-
BIFC	50,000,000	-
United Commercial Bank Ltd.	-	800,000,000
Lanka Bangla Finance & Investment Ltd.	100,000,000	-
Investment Corp. of Bangladesh	250,000,000	4,300,000,000
National Bank Ltd.	200,000,000	-
	1,410,699,425	7,203,872,949

4.02 Outside Bangladesh

Name of The Foreign Bank / Correspondent	2010				2009
	Currency	Amount in F.C.	Conversion Rate	Amount in Taka	Amount in Taka
J.P. Morgan Chase Bank, New York	US\$	1,855,248.14	70.7497	131,258,249.33	164,458,158.82
Citi Bank N.A. New York	US\$	2,541,126.83	70.7497	179,783,960.88	120,869,308.17
HSBC Bank , New York	US\$	2,771,111.59	70.7497	196,055,313.66	280,147,116.47
Standard Chartered Bank, London	US\$	6,768.29	70.7497	478,854.49	2,100,047.90
Masreq Bank PSC, New York	US\$	2,236,417.47	70.7497	158,225,865.08	33,922,350.88
Mashreq Asia Ltd., Hongkong	US\$	84,891.79	70.7497	6,006,068.67	5,713,328.68
Standard Chartered Bank, N.Y.	US\$	206,776.48	70.7497	14,629,373.93	14,153,441.44
Wachovia Bank N.A. New York	US\$	138,210.73	70.7497	9,778,367.68	16,457,383.49
Off-shore Banking Unit (OBU)	US\$	10,782,229.29	70.7497	762,839,487.60	-
HSBC Bank, Mumbai	ACU\$	131,757.55	70.7497	9,321,807.14	(86,086.73)
Standard Chartered Bank, Kolkata	ACU\$	150,982.08	70.7497	10,681,936.87	10,637,406.95
A.B. Bank Ltd., Mumbai	ACU\$	489,900.33	70.7497	34,660,301.38	12,523,528.80
NIB Bank Ltd, Karachi, Pakistan	ACU\$	59,568.96	70.7497	4,214,486.05	498,405.77
National Trust Bank Ltd., Colombo	ACU\$	115,675.63	70.7497	8,184,016.12	2,758,300.43
N B B L , Kathmandu, Nepal	ACU\$	5,884.28	70.7497	416,311.04	2,388,369.84
Sonali Bank, Kolkata	ACU\$	202,251.69	70.7497	14,309,246.39	12,319,930.42
State Bank of India, Kolkata	ACU\$	137,909.62	70.7497	9,757,064.24	163,491.58
Bank of Bhutan, Phuentosoling	ACU\$	48,423.65	70.7497	3,425,958.71	5,407,904.09
ICICI Bank Ltd.	ACU\$	303,577.33	70.7497	21,478,005.02	14,340,905.53
HSBC Bank Australia Ltd.	AUD	35,752.77	72.0020	2,574,270.95	4,368,493.08

Name of The Foreign Bank / Correspondent	2010				2009
	Currency	Amount in F.C.	Conversion Rate	Amount in Taka	Amount in Taka
J.P. Morgan Chase Bank, Sydney'58	AUD	52,400.37	72.0020	3,772,931.44	2,037,575.02
HSBC Bank Canada, Toronto	CAD	-	70.7037	-	2,243,748.43
The Bank Nova Scotia, Toronto, Canada	CAD	97,731.28	70.7037	6,909,963.10	-
UBS, AG. , Zurich	CHF	37,990.44	74.7764	2,840,788.34	1,722,749.25
Habib Bank AG , Zurich	CHF	2,606.15	74.7764	194,878.51	845,970.90
Commerz Bank AG, Frankfurt	EUR	217,562.04	93.5559	20,354,212.46	134,622,565.90
Vereins Bank AG, Germany	EUR	54,065.79	93.5559	5,058,173.64	12,378,620.49
J.P. Morgan Chase Bank AG, Frankfurt	EUR	100,838.14	93.5559	9,434,002.94	75,251,403.10
Standard Chartered Bank, London	GBP	35,660.09	109.6656	3,910,685.17	13,414,726.48
HSBC Bank PLC, London	GBP	37,668.83	109.6656	4,130,974.84	5,403,137.44
Sonali Bank, (UK) Limited	GBP	12,620.00	109.6656	1,383,979.87	-
Bank Of Tokyo- Mitsubishi, Tokyo	JPY	10,384,445.00	0.8663	8,996,044.70	713,522.76
Total		33,338,052.63		1,645,065,580.24	951,775,805.38

4.03 Maturity grouping of Balance with other banks

On demand
Less than three months
Over three months but less than 1 year
More than one year but less than two years

Amount in Taka	
31-Dec-2010	31-Dec-2009
160,699,425	1,285,648,754
1,200,000,000	6,700,000,000
50,000,000	170,000,000
-	-
1,410,699,425	8,155,648,754

		Amount in Taka	
		31-Dec-2010	31-Dec-2009
5.00	Money at call on short notice		
	Delta Brac Housing Ltd.	-	100,000,000
	Lanka Bangla Finance & Investment Ltd.	-	100,000,000
		-	200,000,000
5.01	Maturity grouping of money at call on short notice		
	On demand	-	200,000,000
	Less than three months	-	-
	Over three months but less than one year	-	-
		-	200,000,000
6.00	Investments		
	In Bangladesh		
	Government Securities	6,896,030,860	7,848,544,488
	3 year Bangladesh T & T Board treasury bond	-	-
	Investment Corporation of Bangladesh debenture	29,000,000	47,000,000
	House Building Finance Corporation debenture	30,000,000	35,000,000
	National prize bond	4,747,300	5,019,600
	5 years government treasury bill	-	-
	364 days government treasury bill	-	129,828,011
	5 years government treasury bond	1,939,590,038	2,161,764,213
	10 years government treasury bond	3,582,468,902	3,651,239,392
	15 years government treasury bond	1,048,629,820	1,004,503,272
	20 years government treasury bond	261,594,800	814,190,000
	Other Investments	2,320,638,431	831,389,483
	Shares of Karma Sangsthan Bank Limited	20,000,000	20,000,000
	Share of National Housing Finance & Investment Limited	23,500,000	23,500,000
	Central Depository (BD) Limited	8,000,000	4,000,000
	Power Grid Co. BD Ltd.	3,479,733	4,182,331
	Delta Life Insurance Co. Ltd.	22,110,000	22,110,000
	IFIC Bank 1st Mutual Fund	250,000,000	-
	Khulna Power Co. Ltd.	7,840,124	-
	R.A.K. Ceramics	25,004,992	-
	Ocean Containers Ltd.	27,546,685	-
	Summit Power	7,928	-
	Summit port Alliance	10,807	-
	ICB Employee 1st Mutual Fund	2,734,223	-
	National Bank Ltd	-	7,022,247
	Meghna Petroleum Ltd.	-	24,347,550
	Beximco Textile	208,270,393	-

	Amount in Taka	
	31-Dec-2010	31-Dec-2009
TITAS Gas	5,827,383	156,337,240
Beximco Ltd.	162,822,114	102,475,007
ACI Formulation Ltd.	-	21,223,698
Agni Systems Ltd.	4,561	13,284,175
Grameen Phone Ltd.	272,682,600	336,084,556
DESCO Ltd.	753,650	753,650
DBH 1st Mutual Fund	1,605,100	-
IDLC Zero Coupon Bond	7,394,120	21,080,030
Dhaka Stock Exchange Ltd	-	74,989,000
Beximco pharma	221,050,017	-
Aftab Automobiles Ltd.	200,000,000	-
BD. Thai Co. Ltd.	50,000,000	-
IFIC Securities Limited (Note -6.04)	799,994,000	-
	9,216,669,291	8,679,933,971
Outside Bangladesh	418,018,255	403,017,173
Shares of Nepal Bangladesh Bank Ltd. (Note - 6.05)	181,787,850	170,902,350
Shares of Oman International Exchange LLC (Note - 6.06)	33,627,357	29,929,615
Shares of NIB Bank Limited (Note - 6.07)	202,603,048	202,185,209
	9,634,687,546	9,082,951,144
6.01 Government securities are classified according to Bangladesh Bank Circular		
Held for trading (HFT)	4,610,453,403	5,445,684,186
Held to maturity (HTM)	2,280,830,157	2,397,840,702
Other securities	4,747,300	5,019,600
	6,896,030,860	7,848,544,488

6.02 Cost and Market Value of Investments

Particulars	Quantity	Cost	Market/Present Value	Quoted/ Un-quoted
In Bangladesh				
Treasury Bills		-	-	-
Treasury Bonds	44	6,838,469,356	6,832,283,560	-
National Prize Bond	47,473	4,747,300	4,747,300	-
		6,843,216,656	6,837,030,860	
Debentures :				
Debentures - ICB	3	29,000,000	29,000,000	-
Debentures - HBFC	1	30,000,000	30,000,000	-
		59,000,000	59,000,000	
In Ordinary Shares :				
Shares of Karma Sangsthan Bank Ltd.	200,000	20,000,000	20,000,000	Unquoted
Share of National Housing Fin. & Inv. Ltd.	235,000	23,500,000	23,500,000	Unquoted
Central Depository (BD) Limited	800,000	8,000,000	8,000,000	Unquoted
Power Grid Co. BD Ltd	5,000	3,479,733	4,578,750	Quoted
Delta Life Insurance Co. Ltd	5,000	22,110,000	194,496,250	Quoted
IFIC Bank 1st Mutual Fund	25,000,000	250,000,000	402,500,000	Quoted
Khulna Power Co. Ltd.	46,415	7,840,124	5,226,329	Quoted
R.A.K. Ceramics	625,104	25,004,992	107,267,846	Quoted
Ocean Containers Ltd.	112,185	27,546,685	14,718,672	Quoted
Summit Power	70	7,928	9,807	Quoted
Summit port Alliance	50	10,807	8,705	Quoted
ICB Employee 1st Mutual Fund	140,000	2,734,223	2,422,000	Quoted
Beximco Textile	4,021,660	208,270,393	306,852,658	Quoted
TITAS Gas	10,000	5,827,383	9,990,000	Quoted
Beximco Ltd.	507,912	162,822,114	158,214,588	Quoted
Agni Systems Ltd.	62	4,561	3,590	Quoted
Grameen Phone Ltd.	3,684,900	272,682,600	905,748,420	Quoted
DESCO Ltd.	500	753,650	1,015,750	Quoted
DBH 1st Mutual Fund	90,000	1,605,100	1,449,000	Quoted
IDLC Zero Coupon Bond	10	7,394,120	7,394,120	Unquoted
IFIC Securities Limited (Note -6.04)	79,999,400	799,994,000	799,994,000	Unquoted
Beximco pharma	1,927,625	221,050,017	260,422,138	Quoted
Aftab Automobiles Ltd.	1,262,172	200,000,000	569,996,875	Quoted
BD. Thai Co. Ltd.	82,878	50,000,000	103,245,269	Quoted
		2,320,638,431	3,907,054,766	
Outside Bangladesh				
Shares of Nepal Bangladesh Bank Ltd. (Note-6.05)	1,845,000	181,787,850	361,757,822	Quoted
Shares of Oman Int. Exchange LLC (Note-6.06)	1,830	33,627,357	33,627,357	Unquoted
Shares of NIB Bank Limited (Note-6.07)	24,578,800	202,603,048	62,806,945	Quoted
		418,018,255	458,192,123	
Total		9,640,873,342	11,261,277,750	

6.03 Maturity Grouping of Investments

	Amount in Taka	
	31-Dec-2010	31-Dec-2009
On demand	4,747,300	5,019,600
Less than Three months	-	917,472,314
Over three months but less than one year	1,482,144,431	28,000,000
Over one year but less than five years	1,985,590,038	2,080,940,363
Over five years	6,162,205,777	6,051,518,867
	9,634,687,546	9,082,951,144

6.04 IFIC Securities Limited

As per Companies Act, 1994 u/s-186, in terms of shareholdings IFIC Securities Limited incorporated on 02 November 2010 became the subsidiary of IFIC Bank Limited. The business activity of the subsidiary company will start from 10 March 2011. Sale / Transfer of membership of Dhaka Stock Exchange Ltd. from IFIC Bank Limited to IFIC Securities Limited (a subsidiary company of IFIC Bank Limited) was made at cost price.

6.05 Shares of Nepal Bangladesh Bank Ltd : Tk. 181,787,850

Shares of Nepal Bangladesh Bank Ltd represents subscription towards 9.92% paid up capital of the Bank located in Nepal. Out of Total number of 18,603,150 share of the Bank, IFIC Bank owns 1,845,000 shares of NRS 100 each. During the year no income has been received from this investment. Market value of the shares as at December 31, 2010 was Tk. 361,757,822.

6.06 Shares of Oman International Exchange LLC: Tk. 33,627,357

Shares of Oman International Exchange LLC represents subscription towards 25% paid up capital of the company located in Muscat in the Sultanate of Oman. Out of total 7,320 shares of the company, IFIC Bank owns 1,830 shares of RO 100 each. During the year an amount of Tk. 11,417,177 has been accounted for as income.

6.07 Shares of NIB Bank Limited: Tk. 202,603,048

Shares of NIB Bank Ltd. represents subscription towards 0.61% paid-up capital of the Bank located in Pakistan. Out of total number of 4,043,727,076 shares of the Bank of PKR 10 each, IFIC Bank owns 24,578,800 Shares. Market value of the above investment as at December 31, 2010 was Tk. 62,806,945.

	Amount in Taka	
	31-Dec-2010	31-Dec-2009
7.00 Loans and Advances	47,563,427,882	37,793,886,723
7.01 Maturity grouping of loans and advance		
Repayable on demand	10,784,108	3,075,829,854
Not more than 3 months	14,549,496,322	4,742,674,450
Over 3 months but not more than 1 year	16,121,643,427	12,847,998,085
Over 1 year but not more than 5 years	12,166,210,001	9,437,698,195
Over 5 years	4,715,294,024	7,689,686,139
	47,563,427,882	37,793,886,723
7.02 Loans, cash credits, overdrafts, etc. including bills discounted and purchased:		
In Bangladesh		
Loans	27,748,042,741	25,414,376,452
Cash credits	10,228,475,372	7,132,024,694
Secured overdrafts	7,129,391,285	3,439,774,186
Bill purchased and discounted (Note: 8)	2,457,518,485	1,807,711,391
	47,563,427,882	37,793,886,723
Out side Bangladesh	-	-
	47,563,427,882	37,793,886,723
7.03 Concentration of Loans & Advances		
Loans and advances to Directors	255,066	278,878
Advance to Managing Director, Executive & others	1,240,575,733	1,118,453,032
Other Loan & advances	46,322,597,083	36,675,154,813
	47,563,427,882	37,793,886,723
7.04 Loans and Advances allowed to each customer exceeding 10% of Bank's total capital		
Number of customers	44	50
Amount of outstanding loans (crore)	3,175.03	2,323.86
Classified amount thereon (crore)	18.61	55.20
(Annexure - A may kindly be seen for details)		



7.05 Industry wise position of loans and advances including bills purchased and discounted

	Amount in Taka	
	31-Dec-2010	31-Dec-2009
Agriculture Industries	409,217,356	323,424,215
Jute Industries	557,685,358	220,272,433
Textile Industries	3,089,879,480	2,905,826,613
Garments Industries	7,543,523,485	6,163,420,545
Chemical and Chemical Products	1,656,395,299	1,552,493,720
Cement Industries	56,426,769	98,725,059
Bricks & Ceramic	331,388,736	273,894,788
Glass Industries	-	9,184,252
Food Products & Processing	1,656,033,684	993,877,109
Engineering & Metal	1,216,886,068	1,465,847,420
Drugs & Pharmaceuticals	311,711,840	134,212,204
Hospital & Clinics	1,074,867,475	744,705,353
Paper & Paper Products Industries	466,045,163	229,164,933
Other Small Industries	1,013,534,171	675,127,657
IT Sector	278,434,194	277,309,979
Other Service Industries	331,781,662	373,207,652
Commerce & Trade	12,312,629,666	8,798,220,985
Capital Market Division (CMD)	1,641,103,610	2,099,674,077
Transport	346,791,084	429,790,624
Construction Firms/Companies	4,588,339,790	4,064,448,634
Housing Societies/Companies	528,502,745	328,094,827
Cold Storage	159,627,267	178,268,549
Non-Banking Financial Institutions	1,544,148,028	111,676,130
Consumer Finance	3,935,976,223	3,277,812,483
Energy	560,583,491	310,638,085
Telecommunication	280,239,848	382,241,170
Others	1,671,675,390	1,372,327,227
	47,563,427,882	37,793,886,723

7.06 Sector wise position of loans and advances including bills purchased and discounted

	Amount in Taka	
	31-Dec-2010	31-Dec-2009
Corporate Finance	30,733,401,883	23,996,492,698
Agricultural Finance	409,217,356	323,424,215
Consumer Finance	3,935,976,223	3,277,812,483
Small & Medium Enterprise (SME) loans	10,841,828,435	8,096,483,250
Capital Market Division (CMD) margin loans	1,641,103,610	2,099,674,077
Women Entrepreneurs' loans	1,900,375	-
	47,563,427,882	37,793,886,723

7.07 Geographical location-wise Loans and Advances

Dhaka Division	35,182,954,454	28,190,234,015
Chittagong Division	7,537,500,383	5,690,085,929
Sylhet Division	508,929,491	540,754,104
Rajshahi Division	2,886,554,091	1,942,155,500
Khulna Division	1,261,176,319	1,303,565,636
Barisal Division	186,313,144	127,091,539
	47,563,427,882	37,793,886,723

7.08 Classification of Loans and Advances

Unclassified :

(i) Standard	43,991,862,882	34,677,835,723
(ii) Special mention account	1,307,282,000	795,744,000

Classified :

(i) Substandard	460,593,000	250,180,000
(ii) Doubtful	189,726,000	356,637,000
(iii) Bad / Loss	1,613,964,000	1,713,490,000
	47,563,427,882	37,793,886,723



7.09 Particulars of loans and advances

		Amount in Taka	
		31-Dec-2010	31-Dec-2009
i)	Debts considered good in respect of which the Bank is fully secured	45,897,095,312	36,885,129,044
ii)	Debts considered good for which the Bank holds no other security than the debtors' personal security	538,039,942	135,248,945
iii)	Debts considered good being secured by personal security of one or more persons in addition to the personal security of the debtors	1,128,292,628	773,508,734
iv)	Debts considered doubtful or bad not provided for	-	-
		47,563,427,882	37,793,886,723
v)	Balance of debts due by directors or officers of the bank or any of them either severally or jointly with any other person	1,161,719,003	1,056,735,068
vi)	Balance of debts due by companies or firms in which the directors of the Bank are interested as directors, partners or managing agents or in the case of private companies as members	-	-
vii)	Maximum total amount of advances, including temporary advances made at any time during the year to directors or employees of the Bank or any of them either severally or jointly with any other person	600,805,676	584,098,395
viii)	Maximum total amount of advances, including temporary advances granted during the year to the companies or firms in which the directors of the Bank are interested as directors, partners or managing agents or in the case of private companies as members	-	-
ix)	Due from bank companies	-	-
x)	Classified loans on which no interest is charged:		
	Opening balance	1,713,490,000	1,057,985,000
	Increase / Decrease	(99,526,000)	655,505,000
	Closing balance	1,613,964,000	1,713,490,000
	Amount of provision kept against loan classified as bad/ loss on the date of preparing the balance sheet:	1,191,840,000	799,780,000
xi)	Amount of written off loan:		
	Cumulative amount	8,980,392,796	8,710,159,434
	Amount written off during the year	270,233,362	-

Bank had written-off a cumulative total loan of Tk. 898.04 crore during the year 2003 to 2010 of which Tk. 27.2 was written off during the year 2010. Out of this cumulative total of Tk 898.04 crore, suit was filed for recovery of Tk. 893.66 crore and no suit could be filed for recovery of the balance amount of Tk. 4.38 crore for becoming time barred. Written-off advances were recovered for an amount of Tk. 114.66 crore (total due Tk. 150.06 crore less waived Tk. 35.40 crore) in 2010 and Tk. 221.06 crore during 2003 to 2009. The balance of written-off advances stood at Tk. 535.51 crore including interest charge of Tk. 8.59 crore as on 31.12.2010.

7.10 Particulars of required provision for loans and advances

	Amount in Taka	
	31-Dec-2010	31-Dec-2009
On unclassified (including OBU)	543,816,000	465,784,000
On special mention accounts	62,576,000	38,935,000
On substandard	48,747,000	30,977,000
On doubtful	69,899,000	111,210,000
On bad / loss	1,191,840,000	799,780,000
Required provision for loans and advances	1,916,878,000	1,446,686,000
Total provision maintained (Note: 13.01 + 13.02)	1,937,458,515	1,463,160,515
Excess or (short) provision as at 31 December 2010	20,580,515	16,474,515

7.11 Gross lease rental receivable

Lease rental receivable within 1 year	296,760,716	305,146,195
Lease rental receivable within 5 years	946,858,566	974,262,686
Total lease rental receivable	1,243,619,282	1,279,408,881
Less: unearned lease rental	275,793,734	293,890,662
Net lease rental receivable	967,825,548	985,518,219

The amount represents the sum of net lease rental receivable which is shown under Loans and Advances.

7 (a) Consolidated Loans & Advance**Loans, cash credits, overdrafts, etc.**

IFIC Bank Limited	45,105,909,397	35,986,175,332
Off-shore Banking Unit	778,246,700	-
	45,884,156,097	35,986,175,332
Consolidated Bills purchased and discounted		
IFIC Bank Limited	2,457,518,485	1,807,711,391
Off-shore Banking Unit	484,581,675	-
	2,942,100,160	1,807,711,391
	48,826,256,257	37,793,886,723

		Amount in Taka	
		31-Dec-2010	31-Dec-2009
8.00	Bills purchased and discounted		
	In Bangladesh	2,048,638,564	1,470,074,163
	Outside Bangladesh	408,879,921	337,637,228
		2,457,518,485	1,807,711,391
8.01	Maturity grouping of Bills purchased and discounted		
	Payable with in 1 month	1,042,895,291	830,710,624
	Over 1 month but less than 3 months	877,812,995	770,807,163
	Over 3 months but less than 6 months	530,689,745	200,968,256
	Over 6 months or more	6,120,454	5,225,348
		2,457,518,485	1,807,711,391
8 (a)	Consolidated Bills purchased and discounted		
	IFIC Bank Limited	2,457,518,485	1,807,711,391
	Off-shore Banking Unit	484,581,675	-
		2,942,100,160	1,807,711,391
9.00	Fixed Assets including premises, furniture and fixtures		
	Land	339,318,759	-
	Building	1,268,228,200	192,305,592
	Wooden furniture	41,195,284	36,805,400
	Steel furniture	19,020,305	16,609,665
	Office equipment	214,355,863	226,166,130
	Electrical & gas equipment	91,205,356	70,674,150
	Improve & leasehold premises	73,376,165	58,924,886
	Motor vehicles	13,128,702	14,053,901
	Soft furnishing	957,077	722,348
		2,060,785,711	616,262,074

(Annexure - B may kindly be seen for details)

10.00 Other Assets

	Amount in Taka	
	31-Dec-2010	31-Dec-2009
Stationery and stamps	21,743,535	24,254,605
Suspense account (Note - 10.01)	189,685,447	213,038,788
Advance, deposit and prepayments (Note - 10.02)	823,054,896	1,508,386,305
Branch adjustment (Note - 10.03)	1,071,827,119	94,288,377
Accrued interest on investment & other income receivable (Note - 10.04)	381,663,275	451,583,870
Revaluation A/C FDBP	1,792,520	2,092,266
Revaluation A/C IDBP	12,553,316	7,570,743
Receivable from Dhaka Stock Exchange	87,358,486	172,050
Receivable from Margin Investment	90,721,460	-
Accounts receivable others	(38,412)	117,749,201
	2,680,361,641	2,419,136,205

10.01 Suspense account

Sundry debtors	6,149,485	16,251,946
Advance against new branches	9,581,250	7,909,270
Advance against postage and telegram	2,565	9,552
Advance against TA / DA	20,400	124,000
Law charges	46,207,444	42,246,792
DD paid by cancellation	-	300
Sanchaya patra paid	63,878,574	100,864,274
Clearing adjustment (Dr)	3,860,443	664,890
Wage earners development bond paid	44,715,340	21,992,322
Investment bond	-	256,688
CIB charge	506,091	558,400
Others	2,808,500	8,349,512
TMT & Money gram services	11,955,357	13,810,845
	189,685,447	213,038,788

10.02 Advance, deposit and prepayments

	Amount in Taka	
	31-Dec-2010	31-Dec-2009
Advance rent	144,133,283	102,400,762
Advance income tax	485,469,042	204,732,896
Security deposit including demand note	2,602,567	2,686,120
DD paid without advice	440,985	1,057,792
Advance against car purchase	77,726,496	93,306,929
Advance against insurance premium	235,358	167,755
Protested bills	14,572,856	22,199,420
Medical	1,981	10,381
Others	834,041	847,241
Cash remittance	506,415	5,033,330
Advance against IPO, placement, mutual fund etc.	93,737,871	756,278,679
Advance against land building	-	316,200,000
Advance against promotional gift	2,794,000	3,465,000
	823,054,896	1,508,386,305

10.03 Branch Adjustment

Branch adjustment account represents outstanding Inter- branch and Head Office transactions (Net) originated but yet to be responded by the balance sheet date. However, the un-responded entries of 31 December 2010 (position as of 31 January 2011) are given below:

Tenure	No. of Un-responded entries		Un-responded entries Amount in Taka	
	Dr.	Cr.	Dr.	Cr.
Up to 3 months	16	9	7,818,165	8,770,688
Over 3 months but within 6 months	2	-	161,714	-
Over 6 months	-	-	-	-

10.04 Accrued interest on investment & other income receivable

Treasury bills	-	-
Treasury bonds	227,655,600	270,223,060
Debentures/bond	28,100,720	32,077,454
Government for jute finance	41,272,375	41,272,375
Payment against documents (PAD)	23,438,959	33,481,610
Inland documentary bill purchased (IDBP)	4,589,257	5,736,360
Others	31,356,509	18,712,750
FDR	25,249,855	50,080,261
	381,663,275	451,583,870

		Amount in Taka	
		31-Dec-2010	31-Dec-2009
10.05	Classification of other assets		
	Unclassified	2,510,695,641	2,289,133,205
	Substandard	-	-
	Doubtful	-	-
	Bad / Loss	169,666,000	130,003,000
		2,680,361,641	2,419,136,205
10.06	Required provision for other assets		
	Unclassified	-	-
	Substandard	-	-
	Doubtful	-	-
	Bad / Loss	169,666,000	130,003,000
		169,666,000	130,003,000

An amount of Tk. 8,945,915.54 has been provided for un-reconciled debit entries in NOSTRO Account.

10.07	Non-Income generating other assets		
	Stationery and stamps	21,743,535	24,254,605
	Sundry debtors	6,149,485	16,251,946
	Advance against new branches	9,581,250	7,909,270
	Advance against postage and telegram	2,565	9,552
	Advance against TA / DA	20,400	124,000
	Law charge	46,207,444	42,246,792
	Advance insurance premium	235,358	167,755
	Clearing adjustment	3,860,443	664,890
	Investment bond	-	256,688
	Advance against IPO, placement, mutual fund etc.	93,737,871	756,278,679
	Advance against rent	144,133,283	102,400,762
	Advance income tax	485,469,042	204,732,896
	Security deposit (including demand note)	2,602,567	2,686,120
	Advance against car purchase	77,726,496	93,306,929
	Advance against lease property	-	-
	Protested bills	14,572,856	22,199,420
	Branch adjustment	1,071,827,119	94,288,377
	Accrued interest and other interest receivable	381,663,275	451,583,870

	Amount in Taka	
	31-Dec-2010	31-Dec-2009
FDBP - EPZ (Agrabad Branch)	-	-
Medical	1,981	10,381
CIB charge	506,091	558,400
Others	3,642,541	9,196,753
Cash remittance	506,415	5,033,330
Revaluation A/c FDBP	1,792,520	2,092,266
Revaluation A/c IDBP	12,553,316	7,570,743
TMT & Moneygram	11,955,357	13,810,845
Advance against land building	-	316,200,000
Advance against promotional gift	2,794,000	3,465,000
Accounts receivable others	(38,412)	117,749,201
	2,393,246,797	2,295,049,468
10 (a) Consolidated Other Assets		
IFIC Bank Limited	2,680,361,641	2,419,136,205
Off-shore Banking Unit	12,233,773	-
	2,692,595,414	2,419,136,205
11.00 Borrowing from other Banks, Financial Institutions and Agents		
In Bangladesh		
The Trust Bank Ltd.	-	250,000,000
Pubali Bank Ltd	-	600,000,000
Agrani Bank Ltd	-	300,000,000
National Bank Ltd	-	100,000,000
	-	1,250,000,000
Outside Bangladesh	-	-
	-	1,250,000,000
11.01 Secured and unsecured of borrowing from other banks, Financial Institutions and Agents		
Secured	-	-
Unsecured	-	1,250,000,000
	-	1,250,000,000

* No borrowing has been made for which assets kept under pledge.

		Amount in Taka	
		31-Dec-2010	31-Dec-2009
11.02	Maturity grouping of borrowing from other banks,		
	Financial Institutions and agents		
	Payable on demand	-	1,250,000,000
	Others (maturity)	-	-
		-	1,250,000,000
12.00	Deposits and other accounts		
	From Banks	124,683,000	55,706,000
	Other than Banks	54,535,727,064	49,962,254,808
	Payable on demand	20,157,382,588	15,963,317,473
	Term deposits	34,378,344,476	33,998,937,335
		54,660,410,064	50,017,960,808
	Current deposits and other accounts	9,538,325,223	6,569,331,019
	Current deposit	7,352,423,208	4,117,768,080
	Sundry deposit	1,567,031,294	1,965,574,648
	Foreign currency deposit	489,124,589	436,381,836
	Resident FC deposit	14,945,666	38,942,985
	Cheque card	71,349	161,308
	Investors' account (Cr. balance)	297,773	298,556
	Customer trading BO A/c.	113,534,187	9,456,790
	Q-Cash Card A/c.	897,156	746,815
	Bills Payable		
	In Bangladesh	1,209,103,518	1,279,279,322
	Payment order	1,193,569,470	1,203,691,097
	Demand draft	15,534,048	75,588,225
	TT Payable	-	-
	Savings bank deposit	9,534,636,847	8,170,413,132



	Amount in Taka	
	31-Dec-2010	31-Dec-2009
Term deposits	34,378,344,476	33,998,937,336
Short term deposit	9,877,375,145	11,051,054,009
Fixed deposit	21,974,214,726	20,126,783,915
Non resident FC deposit	53,679,255	198,554,085
Pension savings scheme	1,711,462,633	1,909,656,449
Monthly income scheme	114,250,000	118,750,000
Double return deposit scheme	599,030,516	543,184,175
Three years plus	48,332,200	50,954,702
	54,660,410,064	50,017,960,808

12.01 Maturity grouping of deposits and other accounts

Particulars	Bank	Other than Bank	2010 Taka	2009 Taka
Repayable on demand	124,683,000	9,923,926,290	10,048,609,290	10,885,493,002
Repayable on 1 month	-	8,610,383,759	8,610,383,759	7,467,985,275
Over 1 month but within 6 months	-	14,964,683,407	14,964,683,407	16,440,086,232
Over 6 months but within 1 year	-	9,658,717,401	9,658,717,401	9,187,222,628
Over 1 year but within 5 years	-	7,891,059,733	7,891,059,733	4,155,176,872
Over 5 years but within 10 years	-	3,482,589,247	3,482,589,247	1,877,181,666
Unclaimed deposit for 10 years or more	-	4,367,228	4,367,228	4,815,133
Total	124,683,000	54,535,727,064	54,660,410,064	50,017,960,808

		Amount in Taka	
		31-Dec-2010	31-Dec-2009
12 (a)	Consolidated deposits and other accounts		
	current deposits and other accounts		
	IFIC Bank Limited	9,538,325,223	6,569,331,019
	Off-shore Banking Unit	1,258,087,388	-
		10,796,412,611	6,569,331,019
	Bills payable		
	IFIC Bank Limited	1,209,103,518	1,279,279,322
	Off-shore Banking Unit	-	-
		1,209,103,518	1,279,279,322
	Savings bank deposit		
	IFIC Bank Limited	9,534,636,847	8,170,413,132
	Off-shore Banking Unit	-	-
		9,534,636,847	8,170,413,132
	Term deposits		
	IFIC Bank Limited	34,378,344,476	33,998,937,336
	Off-shore Banking Unit	-	-
		34,378,344,476	33,998,937,336
		55,918,497,452	50,017,960,808
13.00	Other liabilities		
	Exporters F.C account	1,549,877,472	1,448,513,749
	Accrued expenses	35,298,747	11,107,018
	Provision for classified loans & advance (Note - 13.01)	1,323,150,515	951,852,515
	Provision for unclassified advances (Note - 13.02)	614,308,000	511,308,000
	Provision for other assets & contingencies (Note - 13.03)	173,357,848	131,857,848
	Interest suspense account (Note - 13.04)	2,095,590,111	2,309,538,064
	Foreign demand draft (FDD)	21,371,795	24,470,210
	Dividend payable	2,814,447	2,814,447
	Provision for taxation (Note - 13.05)	2,062,554,342	1,143,962,932
	Provision for deferred taxation (Note - 13.06)	73,084,220	26,931,926
	Export development fund	619,176,375	431,365,292
	Bonus payable	135,000,000	96,000,000
	Gratuity Payable	50,000,000	-
	Revaluation of investment abroad (50%)	8,752,000	-
	Exporter's cash assistance	27,690,001	68,000
	Revaluation on Govt. Securities (50%)	19,284,800	121,633,607
	Loan Pool	1,152,577	152,281
	Provision for Off balance sheet (Note - 13.08)	334,000,000	220,000,000
	Oman International Exchange (LLC)	9,348,471	1,892,477
	Foreign Trade Exchange Settlement A/c	509,716	2,979,568
		9,156,321,438	7,436,447,933



		Amount in Taka	
		31-Dec-2010	31-Dec-2009
13.01	Provision for classified loans & Advance		
	Provision held at the beginning of the year	951,852,515	651,852,515
	Fully provided debts written off / waiver	(30,202,000)	-
	Reschedule/re-intendment from previously written off	-	-
	Provision transferred to provision for Unclassified loans & Advance	-	-
	Specific provision for the year	401,500,000	300,000,000
		1,323,150,515	951,852,515
13.02	Provision for Un-classified advances		
	Provision held at the beginning of the year	511,308,000	416,308,000
	Provision transferred from provision for other assets	-	85,000,000
	Specific provision for the year	90,000,000	10,000,000
		601,308,000	511,308,000
	Add: provision for Off-shore Banking Unit (OBU)	13,000,000	-
		614,308,000	511,308,000
13.03	Provision for other assets & contingencies		
	Provision held at the beginning of the year	131,857,848	256,857,848
	Provision transferred to provision for unclassified loans & advance & off balance sheet	-	(125,000,000)
	Specific provision for the year	41,500,000	-
		173,357,848	131,857,848
13.04	Interest suspense account		
	Balance at the beginning of the year	2,309,538,064	2,271,557,170
	Amount transferred during the year	309,548,020	421,466,989
	Amount recovered during the year	(414,675,132)	(383,486,095)
	Amount written off during the year	(108,820,841)	-
		2,095,590,111	2,309,538,064

		Amount in Taka	
		31-Dec-2010	31-Dec-2009
13.05	Provision for taxation		
	Current tax :		
	Provision for earlier year	18,992,711	42,709,151
	Provision for current year	1,454,854,995	693,045,319
		1,473,847,706	735,754,470
	Balance for Tax provision for earlier years	588,706,636	408,208,462
		2,062,554,342	1,143,962,932
13.06	Provision for deferred taxation		
	Balances as on 01 January	26,931,926	12,686,396
	Addition during the year	46,152,294	14,245,530
		73,084,220	26,931,926
13.07	Provision for taxation during the year		
	Current tax provision	1,473,847,706	735,754,470
	Deferred tax provision	46,152,294	14,245,530
		1,520,000,000	750,000,000
13.08	Provision for Off balance sheet		
	Provision held at the beginning of the year	220,000,000	180,000,000
	Provision transferred from provision for other assets	-	40,000,000
	Specific provision for the year	114,000,000	-
		334,000,000	220,000,000
14.00	Paid Up Capital		
14.01	Authorized		
	53,500,000 ordinary shares of Tk. 100 each	5,350,000,000	5,350,000,000



14.02 Issued, subscribed and paid up

14,659,644 A class ordinary shares of Tk. 100 each fully paid
7,138,616 B class ordinary shares of Tk. 100 each fully paid

Amount in Taka	
31-Dec-2010	31-Dec-2009
1,465,964,400	1,172,771,500
713,861,600	571,089,300
2,179,826,000	1,743,860,800

14.03 Issued, subscribed and paid up

1,240,000 ordinary shares of Tk. 100 each issued for cash
20,558,260 ordinary shares of Tk. 100 each issued for bonus share

124,000,000	124,000,000
2,055,826,000	1,619,860,800
2,179,826,000	1,743,860,800

14.04 The issued, subscribed and paid up shares capital are as follows:

Particulars	A' Class Ordinary Shares	B' Class Ordinary Shares	Total
As on 31 December 2010	14,659,644	7,138,616	21,798,260

14.05 Distribution of paid up capital

Holding of share	2010			2009		
	No. of holder	Total shares	Percentage (%)	No. of holder	Total shares	Percentage (%)
Less than 500 shares	36,867	1,553,440	7.12	33,359	1,543,737	8.85
501 to 5,000 shares	746	1,039,430	4.77	641	800,145	4.59
5,001 to 10,000 shares	55	381,613	1.75	50	356,572	2.04
10,001 to 20,000 shares	44	605,654	2.78	23	335,977	1.93
20,001 to 30,000 shares	10	240,003	1.10	22	544,089	3.12
30,001 to 40,000 shares	7	246,447	1.13	16	545,664	3.13
40,001 to 50,000 shares	3	143,417	0.66	9	426,666	2.45
50,001 to 100,000 shares	16	1,043,386	4.79	10	687,936	3.94
100,001 to 1,000,000 shares	21	5,494,721	25.21	19	5,220,545	29.94
More than 1,000,000 shares	4	11,050,149	50.69	3	6,977,277	40.01
Total	37,773	21,798,260	100.00	34,152	17,438,608	100.00

14.06 Share holding by category

Particular	2010			2009		
	No. of Share	%	Taka	No. of Share	%	Taka
Directors 'A' class shareholder	632,460	2.90	63,246,000	517,309	2.97	51,730,900
Govt. 'B' class shareholder	7,138,616	32.75	713,861,600	5,710,893	32.75	571,089,300
Sponsors 'A' class shareholder	1,193,154	5.47	119,315,400	986,190	5.65	98,619,000
General public 'A' class shareholder	12,834,030	58.88	1,283,403,000	10,224,216	58.63	1,022,421,600
Total	21,798,260	100.00	2,179,826,000	17,438,608	100.00	1,743,860,800

14.07 Capital Adequacy Ratio (2010: Basel-II & 2009: Basel-I)

Total assets (including off-balance sheet items)

Total risk-weighted Assets

Required capital (2010: 9% & 2009: 10% of risk-weighted assets)

Actual capital held

Core - capital (Tier I)

(a) Paid-up capital

(b) Statutory reserve

(c) General reserve

(d) Retained earnings

Supplementary Capital (Tier II)

(a) Exchange equalization reserve

(b) General provision on unclassified loans and advance

(c) General provision on off balance sheet item

(d) Revaluation of investment abroad (50%)

(e) Revaluation of Govt. Securities (50%)

Total Capital surplus/(deficit)

Capital adequacy ratio

Core capital

Supplementary capital

Amount in Taka	
31-Dec-2010	31-Dec-2009
102,677,399,533	84,268,599,076
68,627,400,000	36,521,634,500
6,176,466,000	3,652,163,450
6,713,749,789	4,928,764,238
5,737,404,990	4,044,760,465
2,179,826,000	1,743,860,800
2,182,225,215	1,545,408,159
55,771,397	27,212,149
1,319,582,378	728,279,357
976,344,800	884,003,773
-	31,062,166
614,308,000	511,308,000
334,000,000	220,000,000
8,752,000	-
19,284,800	121,633,607
537,283,789	1,276,600,788
9.78%	13.50%
8.36%	11.07%
1.42%	2.42%

14.08 Computation of risk-weighted assets

(Annexure - C may kindly be seen for details)

		Amount in Taka	
		31-Dec-2010	31-Dec-2009
15.00	Statutory reserve		
	Balance brought forward	1,545,408,159	1,215,504,476
	Transferred during the year	633,422,103	329,903,683
		2,178,830,263	1,545,408,159
15 (a)	Consolidated Statutory reserve		
	Balance brought forward	1,545,408,159	1,215,504,476
	Transferred during the year	636,817,055	329,903,683
		2,182,225,215	1,545,408,159
16.00	Other reserve		
	General reserve (Note-16.01)	55,771,397	27,212,149
	Exchange equalization fund	-	31,062,166
	Revaluation of investment abroad (50%)	8,752,000	-
	Revaluation of Govt. Securities (50%)	19,284,800	121,633,607
		83,808,197	179,907,922
16.01	General reserve		
	Opening balance	27,212,149	27,212,149
	Extra ordinary gain	28,559,248	-
		55,771,397	27,212,149
17.00	Surplus in Profit and Loss Account		
	Balance brought forward	728,279,357	561,094,024
	Bonus share issued (2009)	(435,965,200)	(402,429,400)
	Net profit after Tax	1,647,110,517	899,518,416
	Extra Ordinary Gain	28,559,248	-
	Appropriation made during the year	(661,981,352)	(329,903,683)
	Balance carried forward	1,306,002,570	728,279,357

	Amount in Taka	
	31-Dec-2010	31-Dec-2009
17.01 Surplus in Profit and Loss Account		
Profit before provision	3,827,110,517	1,959,518,416
Less: Provision for loans and advances	(660,000,000)	(310,000,000)
Less: Provision for Income Tax	(1,520,000,000)	(750,000,000)
Less: Statutory reserve	(633,422,103)	(329,903,683)
Retained earning	1,013,688,413	569,614,733
Retained profit brought forward	292,314,157	158,664,624
	1,306,002,570	728,279,357
17 (a) Consolidated Surplus in Profit and Loss Account		
Balance brought forward	728,279,357	561,094,024
Bonus share issued (2009)	(435,965,200)	(402,429,400)
Net profit after Tax	1,664,085,277	899,518,416
Extra Ordinary Gain	28,559,248	-
Appropriation made during the year	(665,376,304)	(329,903,683)
Balance carried forward	1,319,582,378	728,279,357
18.00 Letter of guarantee		
Directors	-	-
Government	2,152,989,580	2,962,649,226
Banks and other financial institutions	64,204,382	104,282,030
Others	1,385,747,450	119,667,408
	3,602,941,412	3,186,598,664
19.00 Letter of credit		
Letter of credit (cash)	5,224,501,372	3,676,647,527
Letter of credit (others)	257,727,697	90,802,567
Letter of credit (back to back)	8,448,946,167	3,825,701,492
Letter of credit (inland)	-	594,872
	13,931,175,236	7,593,746,458

		Amount in Taka	
		31-Dec-2010	31-Dec-2009
20.00	Bills for collection		
	Inland bills collection	47,610,500	60,098,764
	Foreign bills collection	3,609,247	17,070,430
	Foreign documentary bills for collection	3,093,028,084	3,015,468,369
	Inland documentary bills for collection	1,387,804,903	730,883,386
		4,532,052,734	3,823,520,949
21.00	Income statement		
	Income		
	Interest, discount and similar income	5,869,831,075	4,922,947,377
	Dividend income	83,641,889	10,709,159
	Fees commission and brokerage	1,298,249,422	887,032,769
	Gains less losses arising from investment securities	-	-
	Gain less losses arising from dealing in foreign currencies	-	-
	Other operating income	1,669,446,208	673,637,271
		8,921,168,594	6,494,326,577
	Expenses		
	Interest fee and commission	2,565,132,506	2,769,970,423
	Losses on loan and advances	131,210,521	20,148,300
	Administrative expenses	1,714,996,559	1,284,545,585
	Other operating expenses	555,045,728	364,525,608
	Depreciation on banking assets	127,672,763	95,618,245
		5,094,058,076	4,534,808,161
	Profit before tax and provision	3,827,110,517	1,959,518,416

22.00 Interest income

		Amount in Taka	
		31-Dec-2010	31-Dec-2009
Term loan (industrial)		568,967,746	583,992,231
Term loan (others)		628,977,123	489,578,848
House building loan		133,356,234	94,026,996
Staff house building loan		38,323,199	34,493,334
Staff loan against PF		22,686,978	19,066,559
Transport loan		101,086,437	54,816,289
Loan general		44,472,261	48,834,312
Secured overdraft		607,206,340	427,189,377
Cash credit		1,020,530,546	810,750,231
Inland documentary bill purchased (IDBP)		180,139,723	226,680,020
Foreign documentary bill purchased (FDBP)		31,546	-
Payment against document (cash)		27,141,014	56,538,226
Payment against document (forced)		39,530,262	51,783,522
Payment against document (EDF)		40,475,259	34,542,405
Payment against document (INLAND)		7,393,896	7,450,691
Payment against document (others)		13,543,660	8,961,669
Loan against imported merchandise		25,096,613	36,479,142
Loan against trust receipt		422,652,127	533,698,131
Export cash credit		50,612,099	42,560,153
Credit card		31,579,010	23,671,495
Money at call on short notice		94,860,722	35,717,030
Balance held outside Bangladesh		11,381,897	426,135
Others		43,145,580	60,711,280
Balance held inside Bangladesh		2,885,552	2,896,391
Demand loan		395,592	547,107
Margin loan on CMD		345,539,725	66,413,247

4,502,011,136**3,751,824,822**

Rental income from lease

138,903,455

120,324,182

4,640,914,591**3,872,149,004****22 (a) Consolidated Interest income**

IFIC Bank Limited		4,640,914,591	3,872,149,004
Off-shore Banking Unit		26,364,926	-
		4,667,279,517	3,872,149,004



		Amount in Taka	
		31-Dec-2010	31-Dec-2009
23.00	Interest paid on deposits, borrowings, etc.		
	Saving bank deposit	345,799,216	305,721,163
	Short term deposit	230,399,362	254,534,025
	Fixed deposit	1,778,958,400	1,991,473,505
	Non resident FC deposit	1,369,489	4,004,126
	Resident FC deposit	75,560	568,944
	Pension savings scheme	159,248,587	182,388,434
	Monthly income scheme	11,847,399	9,395,158
	Call deposit	33,046,417	9,094,644
	Others	2,579,736	8,649,385
	Discount paid	1,549,516	1,451,859
	FCAD	258,824	2,689,179
		2,565,132,506	2,769,970,423
23 (a)	Consolidated interest paid on deposits, borrowings, etc.		
	IFIC Bank Limited	2,565,132,506	2,769,970,423
	Off-shore Banking Unit	9,390,166	-
		2,574,522,672	2,769,970,423
24.00	Income from investment		
	Gain from sale of shares	278,573,031	151,639,246
	Dividend on share	83,641,889	10,709,159
	Prize bond	1,000	15,000
	Debenture/bond	6,304,356	5,291,650
	Treasury bill/bond (Note-24.01)	736,058,965	636,184,058
	Dividend & Magt. Fees (OIE) LLC	11,417,177	10,993,840
	FDR	196,561,955	246,674,579
		1,312,558,373	1,061,507,533
24.01	Treasury bill/bond		
	Interest on treasury bill/bond	1,066,323,398	636,184,058
	Less: Holding period intt. On HFT/HTM	330,264,433	-
		736,058,965	636,184,058

		Amount in Taka	
		31-Dec-2010	31-Dec-2009
25.00	Commission, Exchange and Brokerage		
	Commission <i>(Note - 25.01)</i>	497,515,198	390,261,922
	Exchange <i>(Note - 25.02)</i>	466,535,280	455,804,155
	Brokerage <i>(Note - 25.03)</i>	334,198,944	40,966,692
		1,298,249,422	887,032,768
25.01	Commission		
	Bills purchased	4,293,666	3,124,578
	Remittances (inland)	40,473,682	40,914,662
	Remittances (foreign)	6,973,841	10,473,005
	Letter of guarantee (LG)	33,904,223	26,489,777
	Letter of credit (cash, barter/BB, WES)	211,935,515	164,175,234
	IFDBC, FDBC & LDBC	133,406,304	98,923,296
	Loan against imported merchandise (LIM)	111,313	116,156
	Shares (subscription)	1,438,891	426,672
	Letter of credit (others)	5,758,640	6,855,754
	Others (commission)	52,339,924	33,766,827
	Com. on sanchaya patra, reimbursement etc.	6,879,199	4,995,962
		497,515,198	390,261,922
25.02	Exchange		
	Rebate from foreign correspondent	35,606,209	30,350,990
	Exchange gain from revaluation, FC & others	430,929,071	425,453,165
		466,535,280	455,804,155
25.03	Brokerage		
	Brokerage	59,460	1,617,206
	Brokerage commission of CMD	334,139,484	39,301,419
	Others	-	48,067
		334,198,944	40,966,692

		Amount in Taka	
		31-Dec-2010	31-Dec-2009
26.00	Other operating income		
	Locker rent	5,949,823	5,912,405
	Godown rent & others	2,705,202	3,092,536
	Postage charge recovery	24,221,707	24,806,995
	Telex charge recovery	395,205	1,191,289
	SWIFT recovery	45,667,097	54,796,202
	Incidental charge recovery	1,110	11,556,680
	Legal charge recovery	7,800	300
	Godown insurance recovery	830,003	894,424
	Stationery expenses recovery	2,891,690	2,699,310
	Gain on sales of fixed assets (Note-35.01)	856,647	-
	ATM recovery	69,785	3,892,349
	Recovery on written off advance	1,146,597,629	73,755,906
	Miscellaneous earning	61,385,825	54,636,900
	Processing fee, annual fee, cash adv. fee, etc.	16,354,632	6,066,480
	Capital market division	3,302,957	6,750,401
	Service charge & Others	130,550,402	94,998,676
		1,441,787,514	345,050,855
27.00	Capital gain		
	Government treasury bond	227,658,694	327,451,166
	Government treasury bills	-	1,135,250
		227,658,694	328,586,416
28.00	Salaries and allowances		
	Basic pay	493,969,597	385,022,059
	House rent	221,957,735	158,947,892
	Conveyance allowance	26,428,614	24,129,570
	Medical	47,718,097	37,105,062
	Entertainment	47,771,797	38,820,029
	Bonus	222,474,009	157,555,610
	PF (Bank's contribution)	44,164,073	35,103,065
	Gratuity	207,352,023	139,446,585
	Others	29,145,515	23,365,103
		1,340,981,459	999,494,974

Number of employees for the year 2010 who were paid remuneration less than Tk. 36,000 was nil. Number of employees employed in the Bank at the end of the year 2010 were 2,315.

		Amount in Taka	
		31-Dec-2010	31-Dec-2009
29.00	Rent, taxes, insurance, lighting and travelling		
	Rent	174,695,554	120,124,025
	Rates, taxes and utilities	31,649,018	20,957,668
	Insurance	43,200,187	35,846,891
	Lighting	26,087,907	21,424,873
	Travelling and conveyance	32,310,042	28,676,331
		307,942,708	227,029,788
30.00	Postage, stamp, telecommunication etc.		
	Postage	17,457,079	15,332,194
	Telegram	1,547	2,848
	Telex	7,831	18,810
	Telephone (office)	8,475,810	8,751,229
	Telephone (residence)	10,702,153	7,504,783
	Reuter	4,725,975	4,906,066
	Communication facilities (VAST,radio etc.)	3,800,162	2,685,054
	SWIFT charges	10,184,686	8,879,054
		55,355,243	48,080,038
31.00	Stationery, printing, advertisement, etc.		
	Printing and stationery	12,325,935	6,655,295
	Security stationery	6,691,088	4,358,431
	Petty stationery	10,784,392	9,160,245
	Computer stationery	8,145,109	6,155,495
	Advertisement and publicity	21,070,129	21,693,924
		59,016,653	48,023,390
32.00	Managing Director's Salary		
	Basic	2,500,000	2,400,000
	House rent	1,200,000	1,200,000
	House maintenance	625,000	600,000
	PF (Bank's contribution)	250,000	240,000
	Entertainment	900,000	900,000
	Festival bonus	400,000	400,000
		5,875,000	5,740,000
33.00	Director's fee		
	Meeting fees	1,289,000	1,012,000
	Other benefits	-	-
		1,289,000	1,012,000

Each Director is paid Tk. 5,000 per meeting per attendance effective from 18 January 2010.



		Amount in Taka	
		31-Dec-2010	31-Dec-2009
34.00	Repair, Maintenance and Depreciation of Assets		
	Depreciation	127,672,763	95,618,245
	Property maintenance and repairs	76,771,882	41,232,961
	Vehicles maintenance and repairs	37,479,611	32,828,885
		241,924,255	169,680,091
35.00	Other expenses		
	Library expenses	124,319	102,959
	Crockeries	516,650	292,435
	Entertainment	13,456,547	10,809,561
	Newspapers and periodicals	966,312	814,999
	Petrol, oil and lubricants	57,606,529	49,225,074
	Subscription and donation	16,083,911	7,643,330
	Uniforms and liveries	1,314,453	1,274,895
	AGM expenses	12,516,525	14,920,897
	Business development	16,578,848	6,832,718
	Miscellaneous	20,610,328	10,216,966
	Loss on sales of fixed assets (Note-35.01)	-	179,055
	Loss on sales of shares	-	31,591,798
	Laga & Howla	23,089,576	-
	Brokerage	23,237,634	-
	Revaluation loss - HFT	158,306,544	91,698,811
	Others	37,369,406	16,836,875
		381,777,582	242,440,373

		Amount in Taka	
		31-Dec-2010	31-Dec-2009
35.01	This represents gain/ (loss) on sales of the following fixed assets		
	Cost of	19,797,452	2,870,802
	Motor vehicle	8,714,800	-
	Furniture and fixture	1,999,226	836,202
	Office appliances	4,200,945	1,532,700
	Electrical appliances	4,882,480	501,900
	Less : Accumulated depreciation	17,006,688	2,408,636
	Motor vehicle	8,491,776	-
	Furniture and fixture	1,335,555	657,765
	Office appliances	3,245,967	1,414,345
	Electrical appliances	3,933,389	336,526
	Written down value	2,790,764	462,166
	Sale proceeds of above fixed assets	3,647,411	283,111
	Total sales of above fixed assets	3,647,411	283,111
	Total gain / (loss) on sales of fixed assets	856,647	(179,055)
36.00	Provision for advance, other assets & off balance sheet items		
	Provision for classified advances	401,500,000	300,000,000
	Provision for unclassified advances (including OBU)	103,000,000	10,000,000
	Provision for other assets	41,500,000	-
	Provision for off-balance sheet items	114,000,000	-
		660,000,000	310,000,000
37.00	Cash received from other operating activities		
	Brokerage	334,198,944	40,966,692
	Rent	8,655,025	9,004,941
	Income from investment	1,228,916,483	1,050,798,373
	Other receipts	295,189,885	262,290,008
	Capital gain	227,658,694	328,586,416
		2,094,619,031	1,691,646,431

		Amount in Taka	
		31-Dec-2010	31-Dec-2009
38.00	Cash paid for other operating activities		
	Postage, telegram & telephone	55,355,243	48,080,038
	Rent paid	174,695,554	120,124,025
	Rates, taxes & utilities	31,649,018	20,957,668
	Insurance premium paid	43,200,187	35,846,891
	Lighting	26,087,907	21,424,873
	Stationery, printing, advertisement, etc.	59,016,653	48,023,390
	Travelling expenses	32,310,042	28,676,331
	Auditors fee	500,000	500,000
	Directors fee	1,289,000	1,012,000
	Legal expense	3,053,149	2,688,785
	Other expenses	339,011,531	316,445,888
		766,168,284	643,779,889
39.00	Cash and cash equivalents		
	Cash in hand	988,681,208	670,698,497
	Balance with Bangladesh Bank & Sonali Bank	3,581,489,539	3,963,281,583
	Balance with other banks and financial Institutions	3,055,765,005	8,155,648,754
	Money at call and short notice	-	200,000,000
	Govt. Securities	6,832,283,560	7,761,524,888
	Prize Bonds	4,747,300	5,019,600
		14,462,966,613	20,756,173,322
40.00	Other assets		
	Opening other assets	2,419,136,205	1,671,901,710
	Less : Closing other assets	(2,680,361,641)	(2,419,136,205)
	Add : Tax paid during the year	835,992,442	535,435,085
		574,767,007	(211,799,410)
40(a)	Consolidated other assets		
	IFIC Bank Limited	574,767,007	(211,799,410)
	Off-shore Banking Unit	(12,233,772)	-
		562,533,235	(211,799,410)

		Amount in Taka	
		31-Dec-2010	31-Dec-2009
41.00	Other liabilities		
	Closing other liabilities		
	Exporter's F.C. account	1,549,877,472	1,448,513,749
	Accrued expenses	35,298,747	11,107,018
	Interest suspense	2,095,590,111	2,309,538,064
	Others	3,407,223,236	3,576,981,723
		7,087,989,567	7,346,140,554
	Written-off	139,022,841	-
		7,227,012,408	7,346,140,554
	Less : Opening other liabilities		
	Exporter's F.C. account	1,448,513,749	1,101,165,259
	Accrued expenses	11,107,018	20,882,879
	Interest suspense	2,309,538,064	2,279,259,070
	Others	4,828,599,968	3,386,589,795
		8,597,758,799	6,787,897,003
	Written-off	-	(438,077,765)
		(8,597,758,799)	(7,225,974,768)
	Increase/(decrease) for the year	(1,370,746,391)	120,165,786

42.00 Gratuity

The company has a gratuity scheme which has been approved on October 2007 by the National Board of Revenue as per the provision of first schedule (Part - C) of the Income Tax Ordinance, 1984. Total fund against the gratuity upto 31 December 2010 stands at Tk. 662,397,413 against required amount of Tk. 665,327,385.

43.00 Earning Per Share (EPS)

Net profit after tax	1,647,110,517	899,518,416
Number of ordinary shares outstanding (2009 : Adjusted for bonus share)	21,798,260	21,798,260
Earning Per Share(EPS)	75.56	41.27

43(a) Consolidated Earning Per Share (EPS)

Net profit after tax	1,664,085,277	899,518,416
Number of ordinary shares outstanding (2009 : Adjusted for bonus share)	21,798,260	21,798,260
Earning Per Share(EPS)	76.34	41.27



44.00 Reconciliation of books of accounts

A provision of Taka 8,945,915.54 has been made against un-reconciled debit entries in NOSTRO Accounts. Other books of accounts related to inter Bank (in Bangladesh and outside Bangladesh) and inter-branch entries are reconciled and there is no material difference which may affect the financial statements significantly.

45.00 Auditors' work hour

The external auditor of the Bank, M/s. M. J. Abedin & Co, Chartered Accountants worked more than 4,200 man-hour at the Bank's Head Office and different branches. During their audit, they audited above 80% of the Bank's risk weighted assets as on the reporting date.

46.00 Related party disclosure

Please see **annexure - D** for details.

47.00 Audit committee

Please see **annexure - E** for details.



Mohammad Abdullah
Managing Director



Director



Director



Director



Director



Director



Director



Director



Director



Director



Chairman

POSITION OF LARGE LOANS (MORE THAN 10% OF THE TOTAL CAPITAL)

As on 31 December 2010

(Taka in Crore)

Sl. No.	Name of the Client	Outstanding Balance as on 31 December 2010			Amount Classified
		Funded	Non-Funded	Total	
1	ACE-SWEE HONG JOINT VENTURE	14.78	-	14.78	-
	SOILTECH INTERNATIONAL LTD	158.01	0.10	158.11	-
	WAHIDUNNABI	4.78	-	4.78	-
	SOILTECH INTERNATIONAL LTD. AND IJM	6.13	12.86	18.99	-
2	ISLAM BROTHERS PROPERTIES LTD.	118.81	-	118.81	-
3	STYLO APPARELS INDS.LTD.	2.86	8.83	11.69	-
	STYLO KNITWEAR (PVT) LTD.	0.20	-	0.20	-
	STYLO FASHION GARMENTS LIMITED	23.36	32.15	55.51	-
4	NEW AGE FASHIONWEAR LTD.	0.01	34.25	34.26	-
	NEW AGE GARMENTS LTD.	1.43	16.04	17.47	-
	NEWAGE APPARELS LTD.	0.12	25.70	25.82	-
5	DEKKO KNITWEAR LTD.	8.60	59.30	67.90	-
	EPYLLION KNITEX LTD.	20.49	35.14	55.63	-
6	TIFFINY'S WEAR LTD.	3.03	14.04	17.07	-
	CONSUMER PRODUCTS LTD.	2.35	9.92	12.27	-
	FOUR WINGS LTD.	1.54	12.20	13.74	-
	SAVILLE ROW LTD.	1.18	3.71	4.89	-
7	ISLAM GARMENTS LTD.	55.27	264.36	319.63	-
8	ZENITH PACKAGES LTD.	0.78	-	0.78	-
	AEGIS COTTON MILLS LTD.	54.73	24.29	79.02	-
9	SHAGORE GARMENTS LTD.	15.87	26.40	42.27	-
	MINIMEX LTD.	3.13	-	3.13	-
	OPTIMUM LTD.	6.52	14.05	20.57	-
	THE ACCESSORIES LTD.	4.00	1.95	5.95	-
	STYRAX FASHIONS LTD.	2.86	8.23	11.09	-

Sl. No.	Name of the Client	Outstanding Balance as on 31 December 2010			Amount Classified
		Funded	Non-Funded	Total	
10	ORNATE KNIT GARMENTS IND'S LTD.	0.83	1.25	2.08	-
	TITANIK PRODUCTS LTD.	0.88	0.81	1.69	-
	TEX TOWN LTD.	24.78	48.64	73.42	-
11	MISWAR HOSIERY MILLS(P) LIMITED	4.90	9.99	14.89	-
	ABDUS SATTER.	9.49	-	9.49	9.49
	INTERNATIONAL DYASTUFF CORPORATION	6.58	-	6.58	-
	V-TEAC GARMENTS (PVT.) LTD.	-	1.91	1.91	-
	SHAMEEM ENTERPRISE	2.15	-	2.15	2.15
12	KNIT CONCERN LTD.	39.64	80.55	120.19	-
13	WISDOM ATTIRE LTD.	23.72	66.30	90.02	-
14	PHP CONTINUOUS GALVANIZING MILLS LTD.	2.42	-	2.42	-
15	ABUL KHAIR STEEL PRODUCTS LTD.	-	0.15	0.15	-
	SHAH DAIRY FOODS LTD.	-	0.98	0.98	-
	ABUL KHAIR CONDENSED MILK & BEVERAGE LTD	-	0.45	0.45	-
	ABUL KHAIR LIMITED	-	1.06	1.06	-
	SHAH CEMENT IND. LTD.	12.39	26.78	39.17	-
	ABUL KHAIR CONSUMAR PRODUCTS LTD.	20.20	-	20.20	-
	ABUL KHAIR MILK PRODUCTS LTD.	11.38	5.69	17.07	-
16	BENGAL SACK CORPORATION LTD.	20.02	0.91	20.93	-
	T.K. GAS & GAS CYLINDER LTD.	1.69	-	1.69	-
	PROGRESSIVE CONTAINERS LTD.	2.58	-	2.58	-
	CHITTAGONG BAGS LIMITED	6.29	0.44	6.73	-
17	HOPE PACKAGING LTD.	0.23	-	0.23	-
	SONIA & SWEATERS LTD.	9.69	31.19	40.88	-
	SONIA FINE KNIT LTD.	1.25	0.32	1.57	-
	NABA KNIT COMPOSITE LTD.	5.63	28.85	34.48	-
18	SHIRT MAKERS LIMITED	4.79	35.50	40.29	-
	SECTION SEVEN LIMITED	29.32	68.25	97.57	-
19	ISLAM KNIT DESIGNS LTD.	19.11	69.77	88.88	-
20	MARIUM TEXTILE MILLS LTD.	4.96	-	4.96	-
	ZABER & ZUBVAIR FABRIES LTD.	20.15	-	20.15	-
	TALHA SPINNING MILLS LIMITED	23.37	20.06	43.43	-
21	SAMANNAZ CONDENSED MILK LTD.	19.53	13.01	32.54	-
	SUNRISE TRADERS	1.77	15.55	17.32	-
22	CONSUMER KNITEX LTD.	68.11	3.48	71.59	6.97
23	K.C. APPARELS LTD.	29.03	67.01	96.04	-
24	CITY SUGAR INDUSTRIES LTD.	16.62	-	16.62	-
	SHAMPA FLOUR MILLS LTD.	7.82	-	7.82	-
25	UNITED FIBRE INDUSTRIES LTD.	-	2.90	2.90	-

Sl. No.	Name of the Client	Outstanding Balance as on 31 December 2010			Amount Classified
		Funded	Non-Funded	Total	
	TANVEER OILS LTD.	-	11.36	11.36	-
	UNIQUE CEMENT INDUSTRIES LTD.	-	17.36	17.36	-
	TANVEER DIL MILL & FLOUR MILLS LTD.	0.04	-	0.04	-
26	CHITTAGONG ISPAT	31.32	-	31.32	-
27	CELLULAR MOBILE (PTE) LIMITED	18.22	15.22	33.44	-
28	BSRM STEELS LTD.	6.35	-	6.35	-
	BSRM STEELS LTD.	13.13	54.69	67.82	-
29	ABDUL MONEM LIMITED	28.40	10.35	38.75	-
30	KHAWJA AJMEER STEEL INDUSTRIES	35.20	-	35.20	-
31	TECHNO ELECTRICALS LTD.	4.80	1.85	6.65	-
32	RFL PLASTICS LIMITED	2.55	-	2.55	-
	BANGA BUILDING MATERIALS LIMITED	7.96	0.50	8.46	-
	DURABLE PLASTIC LIMITED	12.92	17.95	30.87	-
	AGRICULTURAL MARKETING CO.LTD.	4.56	-	4.56	-
	BANGA BUILDING MATERIALS LIMITED	1.92	-	1.92	-
	PRAN EXPORTS LTD.	-	15.44	15.44	-
33	RADIAL INTERNATIONAL LTD.	35.90	55.14	91.04	-
34	PARTEX DENIM LIMITED	-	41.95	41.95	-
	PARTEX DENIM LIMITED	6.59	-	6.59	-
35	MAK CORPORATION	30.98	-	30.98	-
36	BANGLADESH GAS FIELD CO.LTD.	-	29.33	29.33	-
	BANGLADESH GAS FIELD CO.LTD.	-	9.85	9.85	-
37	POPULAR DIAGNOSTIC CENTRE LTD.	14.95	0.23	15.18	-
	POPULAR SPECIALISED HOSPITAL LTD.	33.20	0.47	33.67	-
38	APPAREL GALLERY LIMITED	6.47	0.02	6.49	-
	THAT'S IT GARMENTS LIMITED	5.16	-	5.16	-
	ARTISTIC DESIGN LTD.	10.31	-	10.31	-
39	UNIQUE GROUP OF COMPANIES LTD.	61.87	-	61.87	-
40	BASHUNDHARA PAPER MILLS LIMITED	32.84	-	32.84	-
41	UTTARA JUTE FIRBRES & INDUSTRIES LTD.	27.12	0.49	27.61	-
	UTTARA TRADERS (PVT.) LIMITED	10.98	-	10.98	-
	UTTARA ACRYLIC MILLS LIMITED	19.70	2.31	22.01	-
	UTTARA SPINNING MILLS LTD.	2.89	2.08	4.97	-
42	RAHIM AFROOZ DISTRIBUTION LTD.	18.95	9.95	28.90	-
43	SILVER LINE COMPOSIT TEXTILE MILLS LTD.	72.07	67.94	140.01	-
44	CASSIOPIA APPARELS LTD	4.66	72.96	77.62	-
	CASSIOPIA FASHION LTD	-	8.10	8.10	-
Total		1,524.17	1,650.86	3,175.03	18.61

FIXED ASSETS SCHEDULE
As at 31 December 2010

Sl. No.	Particulars	Cost					Rate %	Depreciation				Written down value as at 31 Dec. 2010
		As at 01 Jan. 2010	Addition during the year	Sale/ Adjust. during the year	As at 31 Dec. 2010	As at 01 Jan. 2010		Charged during the year	Adjustment during the year	As at 31 Dec. 2010		
01	Land	-	339,318,759	-	339,318,759	-	-	-	-	-	-	339,318,759
02	Building	199,964,014	1,108,441,279	-	1,308,405,293	2.50	7,658,422	32,518,672	-	40,177,093	-	1,268,228,200
03	Wooden Furniture	82,310,914	9,378,951	1,259,339	90,430,526	10	45,505,513	4,577,257	847,529	49,235,242	847,529	41,195,284
04	Steel Furniture	36,499,428	4,750,962	544,162	40,706,228	10	19,889,763	2,113,368	317,208	21,685,923	317,208	19,020,305
05	Office Equipment	531,190,760	42,120,261	2,257,863	571,053,158	20	305,024,630	53,588,966	1,916,301	356,697,295	1,916,301	214,355,863
06	Electrical & Gas Equipment	173,302,997	44,281,660	4,882,480	212,702,177	20	102,628,846	22,801,364	3,933,389	121,496,821	3,933,389	91,205,356
07	Improve & Leasehold Premises	116,623,577	23,217,606	1,943,082	137,898,101	10	57,698,691	8,152,911	1,329,666	64,521,936	1,329,666	73,376,165
08	Motor Vehicles	58,409,251	2,580,000	8,714,800	52,274,451	20	44,355,350	3,282,176	8,491,776	39,145,749	8,491,776	13,128,702
09	Soft Furnishing	8,907,006	897,685	195,725	9,608,966	40	8,184,658	638,049	170,818	8,651,890	170,818	957,077
Total As at 31 Dec. 2010		1,207,207,947	1,574,987,164	19,797,452	2,762,397,659		590,945,873	127,672,763	17,006,688	701,611,948	17,006,688	2,060,785,711
Total As at 31 Dec. 2009		1,011,022,162	201,867,200	5,681,415	1,207,207,947		499,588,087	95,618,245	4,260,459	590,945,873	4,260,459	616,262,074

COMPUTATION OF RISK -WEIGHTED ASSETS
As at 31 December 2010

1.00 Risk Weighted Assets for Credit Risk Balance Sheet Exposures

(Figs. in crore Tk.)

Sl. No.	Exposure Type	BB's Rating Grade*	Exposure	Risk Weight	Risk Weighted Asset	
1	2	3	4	5	6 = (5x4)	
a)	Cash		99.47	-	-	
b)	Claims on Bangladesh Government and Bangladesh Bank		539.24	-	-	
c)	Claims on other Sovereigns & Central Banks *				-	
d)	Claims on Bank for International Settlements, International Monetary Fund and European Central Bank			-	-	
e)	Claims on Multilateral Development Banks (MDBs):	i) IBRD, IFC, ADB, AFDB, EBRD, IADB, EIB, EIF, NIB, CDB, IDB, CEDB		-	-	
		ii) Others MDBs	1	-	0.20	-
			2,3	-	0.50	-
			4,5	-	1.00	-
			6	-	1.50	-
			Unrated	-	0.50	-
f)	Claims on Public Sector Entities (other than Government) in Bangladesh	1	-	0.20	-	
		2,3	-	0.50	-	
		4,5	-	1.00	-	
		6	-	1.50	-	
		Unrated	7.90	0.50	3.95	
g)	Claims on Banks and NBFIs					
i)	Maturity over 3 months	1	0.74	0.20	0.15	
		2,3	97.26	0.50	48.63	
		4,5	-	1.00	-	
		6	-	1.50	-	
		Unrated	128.97	1.00	128.97	
		ii) Maturity less than 3 months		451.43	0.20	90.29

Sl. No.	Exposure Type	BB's Rating Grade*	Exposure	Risk Weight	Risk Weighted Asset
1	2	3	4	5	6 = (5x4)
h)	Claims on Corporate (excluding equity exposure)	1	-	0.20	-
		2	-	0.50	-
		3,4	-	1.00	-
		5,6	-	1.50	-
		Unrated	1,690.43	1.25	2,113.04
i)	Claims under Credit Risk Mitigation [From Work Sheet - 1 (a)]	PSE	-	N/A	-
		Banks & NBFIs	-	N/A	-
		Corporate	100.89	N/A	7.96
		Retail & SME	88.13	N/A	5.01
		Consumer finance	65.12	N/A	2.33
		Residential property	-	N/A	-
		Commercial real estate	-	N/A	-

Fixed Risk Weight Groups

j)	Claims categorized as retail portfolio & SME (excluding consumer loan).		557.00	0.75	417.75
k)	Consumer Loan		67.89	1.00	67.89
l)	Claims fully secured by residential property		581.50	0.50	290.75
m)	Claims fully secured by Commercial real estate		582.49	1.00	582.49
n)	Past Due Claims (Risk weights are to be assigned net of specific provision):				
1	The claim (other than claims secured by eligible residential property) that is past due for more than 90 days and/or impaired will attract risk weight as follows:				
i)	Where specific provisions are less than 20 percent of the outstanding amount of the past due claim;		144.14	1.50	216.21
ii)	Where specific provisions are not less than 20 percent of the outstanding amount of the past due claim;		10.93	1.00	10.93
iii)	Where specific provisions are more than 50 percent of the outstanding amount of the past due claim;		32.71	0.50	16.36

Sl. No.	Exposure Type	BB's Rating Grade*	Exposure	Risk Weight	Risk Weighted Asset
1	2	3	4	5	6 = (5x4)
2	Claims fully secured against residential property that are past due for more than 90 days and/ or impaired specific provision held there-against is less than 20% of outstanding amount		35.01	1.00	35.01
3	Loans and claims fully secured against residential property that are past due by 90 days and /or impaired and specific provision held there-against is more than 20% of outstanding amount.		2.89	0.75	2.17
o)	Capital Market Exposure		164.11	1.25	205.14
p)	Investments in venture capital		-	1.50	-
q)	Unlisted equity investments and regulatory capital instruments issued by other banks (other than those deducted from capital) held in banking book			1.25	-
r)	Investments in premises, plant and equipment and all other fixed assets		206.08	1.00	206.08
s)	Claims on all fixed assets under operating lease		96.78	1.00	96.78
t)	All other assets				-
	i) Claims on GoB & BB (eg. advanced income tax, reimbursement of patirakha/shadharon shanchay patra, etc.)		54.94	0.00	-
	ii) Staff loan/Investment		123.75	0.20	24.75
	iii) Cash items in Process of Collection			0.20	-
	iv) Claims on Off-shore Banking Units (OBU)		126.28	1.00	126.28
	v) Other assets (net off specific provision, if any)		75.50	1.00	75.50
Sub-Total			6,131.59		4,774.42

2.00 Risk Weighted Amount for Credit Risk Off-Balance Sheet Exposures

a)	Claims on Bangladesh Government and Bangladesh Bank			0	
b)	Claims on other Sovereigns & Central Banks*				
c)	Claims on Bank for International Settlements, International Monetary Fund and European Central Bank			0	

Sl. No.	Exposure Type	BB's Rating Grade*	Exposure	Risk Weight	Risk Weighted Asset
1	2	3	4	5	6 = (5x4)
	Claims on Multilateral Development Banks (MDBs):				
	i) IBRD, IFC, ADB, AFDB, EBRD, IADB, EIB, EIF, NIB, CDB, IDB, CEDB			0	
	ii) Others MDBs	1		0.20	
		2,3		0.50	
		4,5		1.00	
		6		1.50	
		Unrated		0.50	
	d) Claims on Public Sector Entities (other than Government) in Bangladesh	1		0.20	
		2,3		0.50	
		4,5		1.00	
		6		1.50	
		Unrated		0.50	
e)	Claims on Banks & NBFIs				
	i) Maturity over 3 months	1		0.20	
		2,3		0.50	
		4,5		1.00	
		6		1.50	
		Unrated		0.50	
	ii) Maturity less than 3 months			0.20	
	f) Claims on Corporate (excluding equity exposure)	1		0.20	
		2		0.50	
		3,4		1.00	
		5,6		1.50	
		Unrated	315.09	1.25	393.86
g)	Against retail portfolio & SME (excluding consumer loan)		142.14	0.75	106.61
h)	Consumer Loan			1.00	
i)	Claims fully secured by residential property			0.50	
j)	Claims fully secured by commercial real estate			1.00	
k.)	Investments in venture capital			1.50	
l)	All other assets			1.00	
Sub-Total			457.23		500.47

3.00 Capital Charge for Market Risk (Balance Sheet Exposures)

(Figs. in crore Tk.)

Sl. No.	Market Risk		Capital Charge	Risk Weight	Risk Weighted Asset
a	Interest Rate Related Instruments		15.24	11.11	169.32
b	Equities		54.87	11.11	609.61
c	Foreign Exchange Position		0.17	11.11	1.89
d	Commodities		0.00	11.11	0.00
Sub-Total			70.28		780.82

4.00 Capital Charge for Operational Risk (Basic Indicator Approach)

(Figs. in crore Tk.)

Sl. No.	Operational Risk		Capital Charge	Risk Weight	Total Capital Charge
a	Gross Income		72.64	11.11	807.03
Sub-Total			72.64		807.03
Grand Total Risk Weighted Assets					6862.74



Related Party Disclosures

Particulars of Directors as on 31 December 2010

i) Name of the Directors and their interest in Bank

Sl. No.	Name of the Directors	Designation	% of interest i.e. shareholding in Bank as on 31 Dec. 2010	% of interest i.e. shareholding in Bank as on 31 Dec. 2009
01.	Mr. Salman F Rahman	Chairman	0.0046	N/A
02.	Mr. Mohammad Luffar Rahman	Director	2.83	2.83
03.	Mr. Abu Tahir Mohammad Golam Maruf	Director	0.0625	0.13
04.	Mr. Aminur Rahman	Director	0.0024	0.0024
05.	Mr. Syed Anisul Huq (Representing M/s. Art International Ltd.)	Director	0.0006	0.0006
06.	Mr. Mohammed Nayem Syed (Representing M/s. Red-Sea International Ltd.)	Director	0.0006	0.0006
07.	Mr. Anwaruzzaman Chowdhury	Director	0.0005	N/A
08.	Mr. Monirul Islam	Director	0.0005	N/A
09.	Mr. Tanim Noman Sattar	Independent Director	Nil	Nil
10.	Mr. Mahmudul Huq Bhuiyan	Govt. nominated Director	32.75	32.75
11.	Mr. Arastoo Khan	Govt. nominated Director		
12.	Mr. Syed Monjurul Islam	Govt. nominated Director		
13.	Dr. Mohammad Ali Khan, ndc	Govt. nominated Director		
14.	Mr. Mohammad Abdullah	Managing Director	Nil	N/A

- (iii) All contracts of significance to which the Bank, its subsidiary or any fellow subsidiary company was a party and wherein a Director has interest subsisted at any time during the year or at the end of the year : Nil
- iv) Share options given to Directors and Executives to acquire shares at nil consideration or restricted share plan exercisable at a discount : Nil
- v) Related Party Transaction:

Amount in lac

Sl. No.	Name of Party	Related by	Direct Loan	Indirect Loan
1	Mr. Syed Monjurul Islam	Director	0.84	-
2	Dr. Humaira Islam Khan	Director	0.97	-
3	Mr. Mohammad Lutfar Rahman	Director	0.74	-
4	M/S Bextex Ltd.	Director	-	34.00
Total			2.55	34.00

- (vi) Lending policies to related parties

Lending to related parties is effected as per requirements of section 27 (1) of Bank companies Act' 1991.

- (vii) Business other than Banking business with any related concern of the Directors as per Section 18 (2) of Bank companies Act' 1991. NIL.
- (viii) Investment in the securities of Directors and their related concern; NIL.

Audit Committee

a) Particulars about the members of the Audit Committee

Sl. No.	Name	Status held in the Bank	Status held in the Audit Committee	Educational Qualification
01	Mr. Mahmudul Huq Bhuiyan	Director	Convenor	B.A (Hons.), M.A. in Public Administration
02	Mr. Syed Monjurul Islam	Director	Member	B.Com (Hons.), M.B.A.
03	Mr. Tanim Noman Sattar	Independent Director	Member	M.B.A.

b) No. of meetings held by the Committee during the year 2010 : 10 (Ten) Meetings.

Sl. No	Meeting Particulars	Meeting held on
01	45 th Audit Committee Meeting	06.01.2010
02	46 th Audit Committee Meeting	11.02.2010
03	47 th Audit Committee Meeting	14.03.2010
04	48 th Audit Committee Meeting	18.04.2010
05	49 th Audit Committee Meeting	17.05.2010
06	50 th Audit Committee Meeting	06.06.2010
07	51 st Audit Committee Meeting	11.07.2010
08	52 nd Audit Committee Meeting	24.08.2010
09	53 rd Audit Committee Meeting	06.10.2010
10	54 th Audit Committee Meeting	20.12.2010



Financial Highlights of the Bank

As at 31 December 2010

Sl. No.	Particulars	Taka in Million				
		2010	2009	2008	2007	2006
01	Paid up Capital	2,179.83	1,743.86	1,314.43	670.72	406.39
02	Total Capital	6,713.75	4,928.76	3,793.04	3,045.09	2,028.39
03	Capital Surplus	537.28	1,276.60	733.30	644.64	172.33
04	Total Assets	69,565.20	62,901.86	45,729.47	39,914.15	36,080.48
05	Total Deposits	54,660.41	50,017.96	36,092.17	29,900.05	28,620.91
06	Total Loan & Advances	47,563.43	37,793.89	33,018.39	28,361.46	25,490.66
07	Total Contingent Liabilities & Commitments	33,112.20	21,366.73	20,536.26	19,422.59	16,521.41
08	Credit Deposit Ratio	87.02%	75.56%	91.48%	94.85%	89.06%
09	Percentage of Classified Loan Against Total Loans & Advances	4.76%	6.14%	5.92%	8.11%	5.64%
10	Profit after Tax & Provision	1,647.11	899.52	657.31	964.93	253.83
11	Amount of Classified Loans during the year	2,264.28	2,320.31	1,953.07	2,299.90	1,437.39
12	Provision Kept Against Classified Loans	1,323.15	951.85	651.85	984.02	970.77
13	Provision Surplus/Deficit	20.58	16.47	30.20	15.94	678.03
14	Cost of Fund	4.14%	5.45%	6.12%	6.58%	6.35%
15	Interest Earning Assets	58,895.93	54,404.63	39,766.63	35,520.23	30,940.57
16	Non-interest Earning Assets	10,669.27	8,497.23	5,962.84	4,393.92	5,139.91
17	Return on Investment (ROI)	16.33%	13.96%	13.59%	13.56%	9.11%
18	Return on Assets (ROA)	2.37%	1.43%	1.44%	2.42%	0.70%
19	Income from Investment	1,312.56	1,061.51	691.44	569.53	301.93
20	Earning per Share	75.56	41.27	37.69	71.93	37.84
21	Income per Share	409.26	372.41	411.98	774.77	149.56
22	Net Asset Value (NAV)	5,748.47	4,197.46	3,196.73	2,613.78	1,635.08
23	Net Asset Value (NAV) Per Share	263.71	240.70	238.31	389.70	402.35
24	Net Operating Cash Flow Per Share (NOCFPS)	(163.88)	673.48	70.23	97.00	579.86
25	Price Earning Ratio (Times)	18.81	17.84	24.26	16.13	15.23

Off-shore Banking Units
Balance Sheet
As at 31 December 2010

Annexure-F












Particulars	Note	31-Dec-2010		31-Dec-2009
		USD	Taka	Taka
PROPERTY AND ASSETS				
Cash		-	-	-
Cash in hand (including foreign currency)		-	-	-
Balance with Bangladesh Bank and its Agents		-	-	-
Bank (including foreign currency)		-	-	-
Balance with other Banks and financial institutions	3.00	-	-	-
In Bangladesh		-	-	-
Outside Bangladesh		-	-	-
Money at call on short notice		-	-	-
Investments		-	-	-
Government securities		-	-	-
Other investments		-	-	-
Outside Bangladesh		-	-	-
Loans and advances	4.00	17,849,240	1,262,828,375	-
Loans, cash credits, overdrafts, etc.		11,000,000	778,246,700	-
Bills purchased and discounted	5.00	6,849,240	484,581,675	-
Fixed assets including premises, furniture and fixtures	6.00	-	-	-
Other assets	7.00	172,916	12,233,772	-
Non Banking Assets		-	-	-
Total assets		18,022,156	1,275,062,147	-
LIABILITIES AND CAPITAL				
Liabilities				
Borrowing from other banks, financial Institutions and agents		-	-	-
In Bangladesh		-	-	-
Outside Bangladesh		-	-	-
Deposit and other accounts	8.00	17,782,229	1,258,087,388	-
Current deposits and other accounts		17,782,229	1,258,087,388	-
Bills payable		-	-	-
Savings bank deposits		-	-	-
Term deposits		-	-	-
Other liabilities	9.00	-	-	-
Total liabilities		17,782,229	1,258,087,388	-
Capital / Shareholders' equity				
Paid up capital		-	-	-
Statutory reserve		-	-	-
Other reserve		-	-	-
Surplus in Profit and Loss Account	10.00	239,927	16,974,760	-
Total shareholders' equity		239,927	16,974,760	-
Total liabilities and shareholders' equity		18,022,156	1,275,062,147	-



Off-shore Banking Units Balance Sheet As at 31 December 2010

Particulars	Note	31 Dec. 2010		31 Dec. 2009
		USD	Taka	Taka
OFF BALANCE SHEET ITEMS				
Contingent liabilities	11.00			
Acceptances and endorsements		-	-	-
Letters of guarantee		-	-	-
Irrevocable letters of credit		-	-	-
Bills for collection		-	-	-
		-	-	-
Other Commitments:				
Documents credit and short term trade -related transactions		-	-	-
Forward assets purchased and forward deposits placed		-	-	-
Undrawn note issuance and revolving underwriting facilities		-	-	-
Undrawn formal standby facilities, credit lines and other commitments		-	-	-
		-	-	-
		-	-	-
		-	-	-

These financial statements should be read in conjunction with the annexed notes.

 _____ Mohammad Abdullah Managing Director	 _____ Director	 _____ Director	 _____ Director
 _____ Director	 _____ Director	 _____ Director	 _____ Director
 _____ Director	 _____ Director	 _____ Chairman	

As per our separate report of even date annexed.












Date: April 27, 2011
Place: Dhaka


M. J. ABEDIN & CO
Chartered Accountants

**Off-shore Banking Units
Profit and Loss Account
For the year ended 31 December 2010**

Particulars	Note	2010		2009
		USD	Taka	Taka
Interest income	12.00	372,651	26,364,926	-
Less: Interest paid on deposits, borrowings, etc.	13.00	132,724	9,390,166	-
Net Interest income		239,927	16,974,760	-
Income from investment		-	-	-
Commission, exchange and brokerage		-	-	-
Other operating income		-	-	-
Total operating income		239,927	16,974,760	-
Salaries and allowances		-	-	-
Rent, taxes, insurance, lighting and travelling		-	-	-
Legal expenses		-	-	-
Postage, stamp, telegram and telephone		-	-	-
Auditors' fee		-	-	-
Stationery, printing and advertisement		-	-	-
Charges on loan loss		-	-	-
Managing Director's salary		-	-	-
Directors' meeting fee		-	-	-
Repair, maintenance and depreciation of assets		-	-	-
Other expenses		-	-	-
Total operating expenses		-	-	-
Profit before provision		239,927	16,974,760	-
Provision for loans & advance, other assets & off BS items		-	-	-
Profit before taxation		239,927	16,974,760	-

These financial statements should be read in conjunction with the annexed notes.

 Mohammad Abdullah Managing Director	 Director	 Director	 Director
 Director	 Director	 Director	 Director
 Director	 Director	 Chairman	

As per our separate report of even date annexed.












Date: April 27, 2011
Place: Dhaka


M. J. ABEDIN & CO
Chartered Accountants

**Off-shore Banking Units
Cash Flow Statement
For the year ended 31 December 2010**

Particulars	Note	2010		2009
		USD	Taka	Taka
CASH FLOWS FROM OPERATING ACTIVITIES				
Interest received in cash		372,651	26,364,926	-
Interest payments		(132,724)	(9,390,166)	-
Dividend received		-	-	-
Fees and commission received in cash		-	-	-
Recovery of loans and advances in cash previously written-off		-	-	-
Cash paid to employees		-	-	-
Income tax paid		-	-	-
Cash received from other operating activities		-	-	-
Cash paid for other operating activities		-	-	-
Cash flows before charges in operating assets and liabilities		239,927	16,974,760	-
Increase / Decrease in operating assets and liabilities				
Loans and advances to customers		(17,849,240)	(1,262,828,375)	-
Other assets	14.00	(172,916)	(12,233,772)	-
Deposits from other Banks		17,782,229	1,258,087,388	-
Deposit from customers		-	-	-
Other Liabilities		-	-	-
		(239,927)	(16,974,760)	-
Net cash from operating activities		-	-	-
CASH FLOWS FROM INVESTING ACTIVITIES				
Proceeds from sale of securities		-	-	-
Cash payments for purchase of securities		-	-	-
Purchase/ Sale of property, Plant & equipment of fixed assets		-	-	-
Sales of fixed assets		-	-	-
Net cash from investing activities		-	-	-
CASH FLOWS FROM FINANCING ACTIVITIES				
Received from issue of loan, capital and debts security		-	-	-
Net Cash from Financing activities		-	-	-
Net increase/(decrease) in cash and cash equivalent		-	-	-
Opening cash and cash equivalent		-	-	-
Closing cash and cash equivalent		-	-	-

These financial statements should be read in conjunction with the annexed notes.

 _____ Mohammad Abdullah Managing Director	 _____ Director	 _____ Director	 _____ Director
 _____ Director	 _____ Director	 _____ Director	 _____ Director
 _____ Director	 _____ Director	 _____ Chairman	

As per our separate report of even date annexed.

Date: April 27, 2011
Place: Dhaka


M. J. ABEDIN & CO
Chartered Accountants

OFF-SHORE BANKING UNITS

Notes to the Financial Statements

For the year ended 31 December 2010

1.01 Status of the units

Off-shore Banking Units of IFIC Bank Limited, governed under the rules and guidelines of Bangladesh Bank. The Bank obtained the Off-shore Banking Unit permission vide letter no. BRPD (P-3) 744 (104)/2009-4233 dated 17 November 2009. The Bank commenced the operation of its Off-shore Banking Unit from May 06, 2010. Presently the Bank has 1 (one) units in Dhaka.

1.01.1 Principal activities

The principal activities of the units are to provide all kinds of commercial banking services to its customers through its off-shore Banking Units in Bangladesh.

1.02 Significant accounting policies and basis of preparation of financial statements

1.02.1 Basis of accounting

The Off-shore Banking Units maintain its accounting records in USD from which accounts are prepared according to the Bank Companies Act 1991, Bangladesh Accounting Standards and other applicable directives issued by Bangladesh Bank.

1.02.2 Use of estimates and judgments

The preparation of financial statements requires management to make judgments, estimates and assumptions that affect the application of accounting policies and the reported amounts of assets, liabilities, income and expenses. Actual results may differ from these estimates.

Estimates and underlying assumptions are reviewed on an ongoing basis. Revisions to accounting estimates are recognized in the period in which the estimate is revised and in any future periods affected.

1.02.3 Foreign currency transaction

a) Foreign currencies transaction

Foreign currency transactions are converted into equivalent Taka using the ruling ex-change rates on the dates of respective transactions as per BAS-21 "The Effects of Changes in Foreign Exchange Rates". Foreign currency balances held in US Dollar are converted into Taka at weighted average rate of inter-bank market as determined by Bangladesh Bank. Balances held in foreign currencies other than US Dollar are converted into equivalent US Dollar at buying rates of New York closing of the previous day and converted into Taka equivalent.



(b) Commitments

Commitments for outstanding forward foreign exchange contracts disclosed in these financial statements are translated at contracted rates. Contingent liabilities / commitments for letter of credit and letter of guarantee denominated in foreign currencies are expressed in Taka terms at the rates of exchange ruling on the balance date.

(c) Transaction gains and losses

The resulting exchange transaction gains and losses are included in the profit and loss account, except those arising on the translation of net investment in foreign subsidiary.

1.02.4 Cash flow statement

Cash flow statement has been prepared in accordance with the Bangladesh Accounting Standard-7 "Cash Flow Statement" under direct method as recommended in the BRPD Circular No. 14, dated June 25, 2003 issued by the Banking Regulation & Policy Department of Bangladesh Bank.

1.02.5 Reporting period

These financial statements cover from January 01 to December 31.

1.03 Assets and basis of their valuation

1.03.1 Cash and cash equivalents

Cash and cash equivalents include notes and coins on hand, unrestricted balances held with Bangladesh Bank and highly liquid financial assets which are subject to insignificant risk of changes in their fair value, and are used by the unit management for its shortterm commitments.

1.03.2 Loans and advances / investments

- (a) Loans and advances of Off-shore Banking Units are stated in the balance sheet on gross basis.(b) Interest is calculated on a daily product basis but charged and accounted for on accrual basis. Interest is not charged on bad and loss loans as per guidelines of Bangladesh Bank. Records of such interest amounts are kept in separate memorandum accounts.

1.03.3 Fixed assets and depreciation

- (a) All fixed assets are stated at cost less accumulated depreciation as per BAS-16 " Property, Plant and equipment". The cost of acquisition of an asset comprises its purchase price and any directly attributable cost of bringing the assets to its working condition for its intended use inclusive of inward freight, duties and nonrefundable taxes.

- (b) Depreciation is charged for the year at the following rates on reducing balance method on all fixed assets.

Category of Fixed Assets	Rate
Furniture and fixtures	10%
Office equipment	20%

- (c) For additions during the year, depreciation is charged for the remaining days of the year and for disposal depreciation is charged up to the date of disposal.

1.04 Basis for valuation of liabilities and provisions

1.04.1 Benefits to the employees

The retirement benefits accrued for the employees of the units as on reporting date have been accounted for in accordance with the provisions of Bangladesh Accounting Standard-19, "Employee Benefit". Bases of enumerating the retirement benefit schemes operated by the bank.

1.04.2 Provision for liabilities

A provision is recognized in the balance sheet when the unit has a legal or constructive obligation as a result of a past event and it is probable that an outflow of economic benefit will be required to settle the obligations, in accordance with the BAS 37 "Provisions, Contingent Liabilities and Contingent Assets".

1.05 Revenue recognition

1.05.1 Interest income

In terms of the provisions of the BAS-18 "Revenue", the interest income is recognized on accrual basis.

1.05.2 Fees and commission income

Fees and commission income arises on services provided by the units are recognized on a cash receipt basis. Commission charged to customers on letters of credit and letters of guarantee are credited to income at the time of effecting the transactions.

1.05.3 Interest paid and other expenses

In terms of the provisions of the BAS - 1 "Presentation of Financial Statements" interest and other expenses are recognized on accrual basis.

2.00 General

- (a) These financial statements are presented in Taka, which is the Bank's functional currency. Figures appearing in these financial statements have been rounded off to the nearest Taka.
- (b) Assets and liabilities & income and expenses have been converted into Taka currency @ US\$1 = Taka 70.7497 (closing weighted average rate as at 31 December 2010) represents the year end.



	31-Dec-2010		31-Dec-2009
	USD	Taka	Taka
3.00 Balance with other Banks and Financial Institutions			
In Bangladesh (Note -3.01)	-		-
Outside Bangladesh (Note -3.02)	-		-
	-	-	-
3.01 In Bangladesh	-		
	-	-	-
3.02 Outside Bangladesh			
Current Account	-	-	-
	-	-	-
4.00 Loans and advances			
i) Loans, cash credits, overdrafts, etc			
Term Loan	11,000,000	778246700	-
Lease Finance	-		-
T.R. Loan	-		-
	11,000,000	778,246,700	-
ii) Bills purchased and discounted (note-5)			
Inside Bangladesh			
Inland bills purchased and discounted	6,849,240	484,581,675	-
Outside Bangladesh			
Foreign bills purchased and discounted	-	-	-
	6,849,240	484,581,675	-
	17,849,240	1,262,828,375	-
4.01 Geographical location-wise Loans and Advances			
Dhaka	17,849,240	1,262,828,375	-
Chittagong	-	-	-
Sylhet	-	-	-
Rajshahi	-	-	-
Khulna	-	-	-
Barisal	-	-	-
	17,849,240	1,262,828,375	-

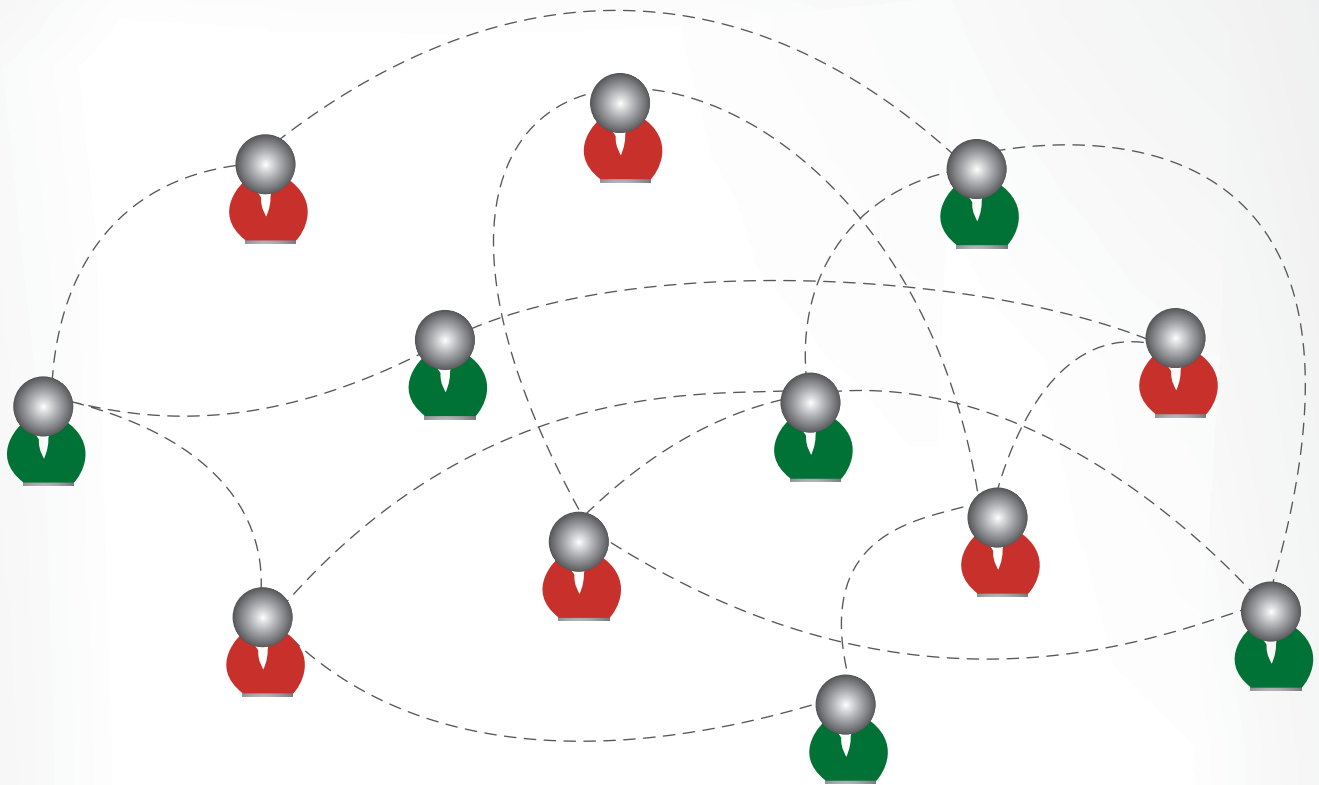
	31-Dec-2010		31-Dec-2009
	USD	Taka	Taka
4.02 Classification of Loans and Advances			
Unclassified :			
(i) Standard	17,849,240	1,262,828,375	-
(ii) Special mention account	-	-	-
Classified :			
(i) Substandard	-	-	-
(ii) Doubtful	-	-	-
(iii) Bad / Loss	-	-	-
	17,849,240	1,262,828,375	-
5.00 Bills purchased and discounted			
In Bangladesh	6,849,240	484,581,675	-
Outside Bangladesh	-	-	-
	6,849,240	484,581,675	-
6.00 Fixed assets including premises, furniture and fixtures			
Cost			
Furniture and fixtures	-	-	-
Office equipment and machinery	-	-	-
	-	-	-
7.00 Other assets			
Advance deposits and advance rent	-	-	-
Interest receivable on Term loan	124,591	8,814,757	-
Interest receivable on Bills discount	48,326	3,419,015	-
	172,916	12,233,772	-
8.00 Deposits and other accounts			
Current deposits and other accounts (note- 8.01)	17,782,229	1,258,087,388	-
Customer deposits and other accounts	-	-	-
	17,782,229	1,258,087,388	-



	31-Dec-2010		31-Dec-2009
	USD	Taka	Taka
8.01 Current deposits and other accounts			
IFIC Bank Limited	10,782,229	762,839,488	-
Bangladesh Bank	7,000,000	495,247,900	-
	17,782,229	1,258,087,388	-
9.00 Other liabilities			
Interest on bills discount	-	-	-
Due to Head Office	-	-	-
	-	-	-
10.00 Surplus in Profit and Loss Account			
Opening balance	-	-	-
Add: Addition during the year	239,927	16,974,760	-
	239,927	16,974,760	-
11.00 Contingent liabilities			
11.01 Acceptance & endorsement			
Back to Back bills	-	-	-
Less: Margin	-	-	-
	-	-	-
11.02 Letters of credits			
Letters of credits			
Back to Back letter of credit			
	-	-	-
Less: Margin			
	-	-	-
11.03 Letters of guarantee			
Letters of guarantee (Local)	-	-	-
Letters of guarantee (Foreign)	-	-	-
Foreign counter guarantees	-	-	-
	-	-	-
Less: Margin			
	-	-	-

	31-Dec-2010		31-Dec-2009
	USD	Taka	Taka
11.04 Bills for collection			
Outward local bills for collection	-	-	-
Inward foreign bills for collection	-	-	-
	-	-	-
Less: Margin			
	-	-	-
12.00 Interest income			
Term Loan	324,325	22,945,911	-
LTR loan	-	-	-
Bills discount	48,326	3,419,015	-
Others	-	-	-
Interest on loans and advances	372,651	26,364,926	-
Interest on balance with other banks and financial institutions	-		
Interest received from foreign banks	-		
	-	-	-
Total Interest income	372,651	26,364,926	-
13.00 Interest paid on deposits, borrowings, etc.			
Interest paid on IFIC Bank Limited	57,608	4,075,766	-
Interest paid on Bangladesh Bank	75,116	5,314,401	-
	132,724	9,390,166	-
14.00 Other Assets			
Closing other assets	172,916	12,233,772	-
Less : Opening other assets	-	-	-
	172,916	12,233,772	-





Our Branch networks

Head Office

BDBL Bhaban (8th-10th & 16th-19th Floor)
8, Rajuk Avenue G.P.O. Box-2229
Dhaka-1000 Bangladesh

Telephone: 9563020, 9562060, 9562062, 9562068

Fax: 880-2-9562015 880-2-7161644

Swift: IFIC BD DH

E-mail: info@ificbankbd.com



DHAKA DIVISION

Sl. No.	Branch name & Date of opening	Address	Telephone Number
1.	Motijheel Branch 24.06.1983	Islam Chamber 125/A, Motijheel C/A. Dhaka-1000	Tel : 9565215-18, 7111934, 7111923-26, 7162701 Mobile:01713-083690 Fax : 880-2-9566352 E-mail : ificmoti@bol-online.com
2.	Federation Branch 28.08.1987	FBCCI Building 60, Motijheel C/A. Dhaka-1000	Tel : 9561141-3, 9552176, 7169576, 9552175, 7169578 Mobile:01713-229809, 01678010051 Fax : 880-2-9567488 E-mail : ificfeda@bol-online.com
3.	Moulvibazar Branch 08.03.1984	6/1, Mokim Katra Dhaka	Tel : 7316891, 7316097,7316421 Fax : 7315934, Mobile:01713038736 E-mail: ificb@bol-online.com
4.	Dhanmondi Branch 11.10.1986	Royal Plaza (1 st & 2 nd floor) House # 8A, Road # 4, Mirpur Road Dhanmondi Dhaka-1205.	Tel : 8628381, 8628379, 9660320, 9660336 Mobile:01730034886, 01678010053 Fax : 880-2-8612161 E-mail : ificdhan@bol-online.com SWIFT: IFICBDDH006
5.	Shantinagar Branch 29.11.1986	24, Shantinagar Chamelibag, Dhaka.	Tel : 8317839, 8318728, 9356094 Mobile:01713-229827, 01678010054 Fax: 9353759 E-mail: ificshan@ificbankbd.com
6.	Gulshan Branch 27.01.1986	R.M. Centre (First Floor) 101, Gulshan Avenue Gulshan Model Town, Dhaka-1212.	Tel : 8814912, 9896031, 8828187, 9896056 Mobile:01713-229828, 01678010056 Fax : 880-2-8826682 E-mail : ificguln@bol-online.com
7.	Islampur Branch 26.12.1984	Dewan Mension 21, Islampur Road, Dhaka	Tel :7391607, 7391369 Fax: 7391240, Mob: 01713-229829 E-mail: ific-islampurbr@yahoo.com
8.	Bangshal Branch 27.11.1988	29/1, Nazira Bazar Lane North South Road, Dhaka	Tel : 9563679, 9566407 Mobile:01713229830, 01678010058, Fax: 7166365 E-mail: ificbang@ificbankbd.com
9.	Elephant Road Branch 30.11.1989	73/1, Elephant Road (1 st Floor), Dhaka	PABX: 9676151-2, 9672119 Mobile:01678010059, 01711431981 Fax: 8613361 E-mail: ificelephant@dhaka.net
10.	Naya Paltan Branch 05.12.1993	Orchard Plaza 71, Naya Paltan (1 st Floor), Dhaka	Tel : 8361338, 8362765, Mobile:01713229831, 01678010060 Fax: 8317263 E-mail: ificnaya@dhaka.net

11.	Kawran Bazar Branch 22.10.1991	3, Kawran Bazar Petro Centre Building, Dhaka	Tel : 8115435, 8115423, 8116580 Mobile:01713229832 Fax: 8115423, SWIFT: IFICBDDH017 E-mail: ifickawr@ificbankbd.com
12.	Malibagh Branch 07.12.1992	91- B, Khilgaon Malibagh Chowdhury Para DIT Road, Dhaka-1219	Tel : 9343796, 9356431, 9362737 Mobile:01713011054, 01711678466 Fax: 9362737 E-mail: ificmali@ificbankbd.com
13.	Uttara Branch 10.01.2002	ABC Heritage (1 st floor) 02 & 04, Jasimuddin Avenue, Sec- tor – 03, Urrata, Dhaka-1230	Tel :8917883, 8950224 Mobile: 01713229826 Fax: 8950224 SWIFT: IFIC BD DH 024 E-mail: ificbuttara@ificbankbd.com
14.	Lalmatia Branch 12.01.2002	House # 405E, Road No.16(New), 27(Old), Dhanmondi R/A, Dhaka.	Tel :9128746, Mobile:01730097279 Fax: 8150801 E-mail: ificlal@yahoo.com
15.	Pallabi Branch 10.12.2003	Kashem Chamber (1 st & 2 nd floor), Commercial Plot # 11, Main Road # 3, Section # 7 Pallabi, Mirpur, Dhaka.	Tel: 9016441, 8061258 Mobile # 01713035111, 01678010065, Fax: 9001276 E-mail: pallabibr@ificbd.com
16.	North Brook Hall Rd. 17.12.2003	58-60, North Brook Hall Road, Sutrapur, (1 st floor), Dhaka-1100	Tel: 7172178, 7176741 Mobile # 01713011719, 01678010067, Fax: 7172179
17.	Nawabpur Road Branch 28.11.2005	Barek Plaza 63, Nawabpur Road P.S. Sutrapur Dhaka.	Tel : 9561036, 9561094 Mobile: 01713064289, 01678010068 Fax: 7125268 E-mail: ificnawabpur@dhaka.net
18.	Narayanganj Branch 25.11.1983	66/1, Bangabandhu Road Narayanganj	Tel : 7645000-3, 7631960, 7633541, 7633206, 7645004-5 Mobile: 01730336985 Fax : 7633485 E-mail: ificnarg@bol-online.com
19.	Netaiganj Branch 09.05.1991	28, R.K. Das Road, Netaiganj, Narayanganj	Tel : 7632464, 7632943 Fax: 7632943 Mob: 01713229834
20.	Konabari Branch 02.02.1993	Konabari Plaza, Konabari Neelnagar, Gazipur Sadar, Gazipur	Tel : 9297133 Mobile: 01711-436078, 01678010074, Fax: 9298727 E-mail: ifickona1121@gmail.com
21.	Muktarpur Branch 29.12.1990	Muktarpur P.O. Panchasar Dist. Munsiganj	Tel : (0691)62390 Fax: 0691-62390 Mobile No.01713229835
22.	Narsingdi Branch 22.09.1987	Nayan Tara Plaza (1 st floor) 137/1, C & B Road, Narsingdi. Sadar, Narsingdi	Tel : 9462617, 9462761 Mobil # 01713229836, 01678010076 Fax # 9462985 E-mail: narsingdi-ific@yahoo.com

23.	Ghorasal Branch 04.01.1988	Ghorasal Bazar, P.O. Ghorasal P.S. + Upazila. Palash Dist. Narsingdi	Tel : (06254) 74301 Mobile # 01713229837, 01678010078, Fax: 06254-74301 E-mail: ificghorasal09@gmail.com
24.	Madhabdi Branch 28.10.1991	Mitali Building (1st Floor) 35, Madhabdi Bazar, Dist. Narsingdi	Tel : 0625756498 Mob: 01711436624 Fax: 06257-56498 E-mail: ificbanktdmadhabdi@yahoo.com
25.	Bajitpur Branch 12.12.1988	215, Bajitpur Bazar P.O. Bajitpru Dist. Kishoreganj	Tel : 0942364329 Mobile: 01713229839 Fax: 09423-64329 E-mail: ificbajit@ificbankbd.com
26.	Mymensingh Branch 23.11.1994	52, Choto Bazar 1 st Floor, Mymensingh.	Tel : (091) 66883, (091) 66873, (091) 66926, Fax: 09166883 Mobile No.01713019545 E-mail: ificmsin@ificbankbd.com
27.	Faridpur Branch 05.04.1997	Oriental Property (1st Floor) 118, Thana Road, Faridpur	Tel : (0631) 62101, 64051 Fax: 063164051 Mobile No.01711434947 E-mail: sattarificb@yahoo.com
28.	Takerhat Branch 30.11.2003	Sufi Janab Ali Road (Lasker Market), P.O. Khalia P.S. Rajoir, Dist. Madaripur.	Tel: 06623-56324 Mobile # 01713-010614 Fax: 0662356324 E-mail: ifictkht@ificbankbd.com
29.	Ashulia Branch 26.11.2007	"Rifat Square Plaza" Jamgora, Ashulia, Dhaka	Tel: 7788411 Mobile No. 01713423767, 01678010069, Fax: 7788412 E-mail: ificashu@ificbankbd.com
30.	Rupganj Branch 28.11.2007	"Manik Villa" Tarabo Bazar, Rupganj, Narayanganj	Tel: 03895750505 Mobile No. 01714166955 Fax: 03895788502
31.	Banani Branch 26.02.2008	"Glowing Stone" House No. 54, Road No. 11, Block-C, Banani, Dhaka	Tel: 8858064, 8858057 Mobile No. 01730019781, 01678010070, Fax: 8858064
32.	Keranigonj Branch 30.11.2008	"Bikrampur Plaza" (1st floor), Shahid Delwar Hossain Road, East Agana- gar, Keranigonj, Dhaka	Tel: 7762738, 7762737 Mobile No. 01730019788 Fax: 7762736 E-mail: ifickern@ificbankbd.com
33.	Shariatpur Branch 24.12.2008	469, Tulasar Sadar Road, Shariatpur Sadar, Shariatpur	Tel: 060161496 Mobile No. 01730332032, Fax: 060161497 E-mail: obaidifc@gmail.com
34.	Mohakhali Branch 28.12.2008	"Gulshan Bhaban" Plot No.355, A.K. Khandaker Sarak, Gulshan, Dhaka	Tel: 9899503, 9899507, Mobile No. 01730332033 Fax: 9899503



35.	Dania Branch 28.12.2008	"Al-Madina Shopping Complex" (1st floor), Gobindapur Bazar, Dania, Jatrabari, Dhaka	Tel: 7546218, 7546268 Mobile No. 01730332034, 01678018352, Fax: 7546218 E-mail: ifcdania@ificbankbd.com
36.	SME Service Centre, Mirpur 30.11.2008	"Rabeya Commercial Complex" Plot No.33, Block-Kha, M.R. – 1, Section-6, Mirpur Housing Estate, Mirpur, Dhaka	Mobile No. 01713109105 Fax: 9006756
37.	Tongi SME/Krishi Branch 30.12.2008	22, Muktijodhya Samsad Road, Tongi Bazar, Tongi Gazipur	Tel: 9816354 Mobile No. 01730332035
38.	Tanbazar Branch 02.09.2009	"Amin Market" (1st floor) 7, S.M. Maleh Road Narayanganj	Tel: 7630891, FAX: 7630892 Mob: 01730003591, 01678018360 E-mail: ifictanb@ifictanbbd.com
39.	Stock Exchange Br. 07.10.2009	16, Motijheel C/A, Dhaka	Tel: 9515791-3, FAX: 9515794 Mob: 01730006635, 01678018361
40.	Savar Bazar Branch 26.10.2009	Savar Bazar, Savar, Dhaka	Tel: 7744809, FAX: 7744808 Mob: 01730003599, 01678018363 E-mail: ificsav@ificbankbd.com
41.	Panchaboti Branch 18.11.2009	"Gafur Super Complex" Panchaboti, Hariharpara, Enayetna- gar, Fatullah, Narayanganj	Tel: 7670033, FAX: 7610032 Mob: 01730330896, 01678018362 E-mail: ificpanc@ificbankbd.com
42.	Progoti Sarani Branch 23.12.2009	2nd Level of AJ Height's Building, Cha-72/1/D, Progoti Sarani, Uttar Badda, Dhaka-1212	Tel: 8835408, 8822742, FAX: 8822743 Mob: 01730006641, 01678018364
43.	Nawabgonj SME/ Krishi Branch 24.12.2009	Nawabgonj Adhunik Banijjik Biponi (1st floor) Union Parisad – Kolakopa, P.S./Upa- zilla – Nawabgonj, Dist.- Dhaka	Mob: 01730338570
44.	SME Service Centre Dholaikhal 27.12.2009	Al-Noor Steel Market, 25, Goalghat Lane, Dholaikhal New Road, Dhaka.	Mob: 01730318278
45.	Board Bazar Branch 09.11.2010	(1st floor), Village – Kalmeshwar, Union – Gacha, Ward No.5. Upazilla – Gazipur Sadar, P.S. Gazipur Sadar, Dist. - Gazipur.	Mob: 01811421949

46.	Tangail Branch 11.11.2010	"Laso Plaza" (1 st floor) Khalpar Road, Tangail, P.S.- Tangail Sadar, Pouroshova – Tangail, Municipal Holding No. 59, Ward No.13, Dist. – Tangail	Mob: 01713043925
47.	Dhamrai SME/Krishi Branch 09.12.2010	"Haji Monir Plaza" (1 st floor) Dhamrai Bazar, Dhamrai, P.S. & Pouroshova – Dhamrai, Ward No. 3, Holding No.24, Dist. – Dhaka,	Mob: 01730709797, 01913472825
48.	Mirpur Branch 27.12.2010	Mirpur Branch (Urban) "RABEYA COMMERCIAL COMPLEX" (1 st floor) Plot No.33, Block- Kha, Section- 6 Post Office – Mirpur P.S. – Mirpur Dist. - Dhaka	Mob: 01713109105

CHITTAGONG DIVISION

Sl. No.	Branch name	Address	Telephone Number
49.	Agrabad Branch 21.07.1984	30, Agrabad C/A Chittagong	Tel : 031-712347, 712348, 717937, 711036 Mob: 01713229814 Fax : 880-31-710078, 726727 E-mail : ificagra@colbd.com
50.	Khatunganj Branch 09.12.1983	249/250, Khatunganj Road Chittagong	Tel : 031-612904, 619809, 613056,632288 Mob: 01713229841 Fax : 880-31-610290 E-mail: ificktg@colbd.net
51.	Terri Bazar Branch 28.12.1988	Ibrahim Mansion, 1 st floor, 12, Terri Bazar Chittagong	Tel : 031-620931, 638307, 636498, Mob: 01713229842 Fax : 880-31-610078 E-mail: ifictbr@colbd.com
52.	Noju Miah Hat Branch 08.05.1985	Burichar, P.O. Nur Ali Bari, P.S. Hat- hazari Chittagong	Tel : 031- 670908 Mob: 01713121031 Fax: 031-2570611 E-mail: ificnazu@colbd.com



53.	Hathazari Branch 27.12.1988	Popular Super Market (Ground Flr), Bus stand, Hathazari Chittagong	Tel : 0312601430 Mobile: 01713229843 Fax: 031-2601193 E-mail: ifichat@gmail.com
54.	Chawk Bazar Branch 26.10.1991	Shahzada Market 68, College road Chawk Bazar, Chittagong	Tel : 031-621160, 616539 Mobile: 01713229844 Fax: 031-611177 E-mail: ificbchawkbazar@gmail.com
55.	Shan Amanat Market Branch 13.12.1992	624/A, Shah Amanat Municipal Su- per Market (Ground Floor), Jubilee Road, Reazuddin Bazar, Chittagong	Tel : 031-614244, 619516 Fax: 031-614244 Mobile # 01713229845 E-mail: ificsam@ificbankbd.com
56.	Sheikh Mujib Road Branch 28.11.1994	Azmal Arcade (1 st floor) 1806, Sk. Mujib Road Pathantuli, Chittagong.	Tel : (031) 713981, 721972 Mobile: 01714031228 Fax: 031-713981 E-mail: ificsmr@asiateln.net.com
57.	Cox's Bazar Branch 30.11.1994	158, Main Road (1st Floor) Ali Arcade, Cox's Bazar	Tel : 0341-64573, 63856 Mobile: 01713229846 Fax: 0341-64573 E-mail: ificbc Cox@gmail.com
58.	Brahmanbaria Branch 03.06.1986	Ground floor, 4. Court Road P.O. Box No. 09, Brahmanbaria	Tel : (0851) 58655, 58552, 59739 Mobile: 01711439720 Fax: 0851-58552 E-mail: ificbbar@ificbankbd.com
59.	Comilla Branch 04.08.1986	190/193 Rajgonj, Crossing. Chati- patty, Comilla	Tel : (081) 68662, 77044 Mobile: 01713229812 Fax: 081-71402 E-mail: ificcomi@ificbankbd.com
60.	Companiganj Branch 20.11.2003	15, West Nabipur P.O. Companiganj P.S. Muradnagar Dist. Comilla.	Tel:0802659123 Mobile # 01714080176, 01678010098 Fax: 080-2659037
61.	Feni Branch 15.01.1992	99, Islampur Road (1st Floor) Feni	Tel : (0331) 73179, 61764 Mobile: 01713229847, 01678010201 Fax: 0331-73150 E-mail: ificbf@yahoo.com
62.	Choumuhani Branch	667/785, South Bazar, Choumuhani, Begumgonj, No- akhali	Tel : (0321) 52778, 52779 Mobile: 01713107230 Fax: 0321-52778 E-mail: ificbchou@gmail.com
63.	Fatikchari Branch 11.12.2007	"Haque Market" (1 st Floor) Bibirhat, Fatikchari, Dist. – Chit- tagong.	Tel: 0302256202 Mobile No. 01713423765 Fax: 030-2256203 E-mail: ificfatk@ificbankbd.com
64.	CDA Avenue Branch 13.12.2009	1005/2/1872, CDA Avenue East Nasirabad, Panchlaish, Chit- tagong	Tel: 031-2555919, 2555920 FAX: 031-2555918 Mob: 01730329087, 0678018365

65.	Madam Bibir Hat Br. 13.12.2009	Madam Bibir Hat, Bhatary, Sita-kundu, Chittagong	Tel: 031-2780919, 2780920 FAX: 031-2780921 Mob: 01730317373, 01678018366
66.	Aulankar More Br. 28.12.2010	(1 st floor) Aulankar More, Chit-tagong P.S. Pahartoli, Chittagong City Corporation, Ward No. 10,	Mob: 01730709795
67.	Ashugonj Br. 29.12.2010	(1 st floor), "Sheria Sayed Tower", Vill – Ashugonj Bazar, Union – Ashugonj Sadar Union, Ward No. 1, Upazilla – Ashugonj, P.O. Ashugonj, P.S. Ashugonj, Dist. Brahmanbaria	Mob: 01714102034

RAJSHAHI DIVISION

Sl. No.	Branch name & opening date	Address	Telephone Number
68.	Rajshahi Branch 12.05.1985	3, Shaheb Bazar Ghoramara Rajshahi	Tel : (0721) 774586, 774856, 774396, Mob: 01711405660, 01678010206 Fax: 0721-774556
69.	Naogaon Branch 04.12.1993	263, Main Road Thakur Mansion (1 st floor) Naogaon	Tel : (0741) 62769, 62868 Mobile: 01713229848 Fax: 074162867
70.	Pabna Branch 11.05.1991	Chamber Building Benai Patty, (Sona Patty), Pabna	Tel : (0731) 66053 Mobile: 01713200818 Fax: 073164122
71.	Bogra Branch 08.01.1986	Station Road, Satmatha Holding No.707/169 Satmatha Bogra	Tel : (051) 66080, 65324 Mobile No.01714029471, 01678010213 Fax: 051-66080 E-mail: ificbogra@yahoo.com
72.	Chapai Nawabganj Branch 09.04.1997	21, Daudpur Madrasha Road(1 st Floor), Puratan Bazar, Chapain-awabganj	Tel : (0781) 55081 Mobile: 01713202488 Fax: 0781-55081 E-mail: ificchapaibranch@gmail.com
73.	Baneshwar Branch	Baneshwar Islamia High School Market Baneshwar, P.S. Puthia, Dist. Rajshahi.	Tel : (0644) 7290190 Mobile: 0171-3201692, 01556331977, 01678010215



74.	Belkuchi Branch 12.10.2009	"Bhuiyan Plaza" (1 st floor) P.O. Shernagar P.S. Belkuch Sirajgonj	Tel: 07522-56446, FAX: 07522-56437 Mob: 01730019787, 01678018359
75.	Kashinathpur SME/ Krishi Br. 11.10.2010	(1st floor), Village - Haridebpur, Union – Jeetshakini, Ward No. 5, Upazilla – Bera, P.O. Kashinathpur, P.S.- Bera, Dist. – Pabna,	Mob: 01714101832
76.	Joypurhat Br. 23.12.2010	(1st floor) Joypurhat Sadar Road, Joypurhat, P.S.- Joypurhat, Pouroshova – Joy- purhat, Municipal Holding No.138/0, 138/1 & 138/2, Ward No.08, Dist. – Joypurhat,	Mob: 01730709796

RANGPUR DIVISION

Sl. No.	Branch name & opening date	Address	Telephone Number
77.	Rangpur Branch 21.09.1985	Sarker Super Market (1st Floor) 41/42, Dewan Bari Road Betpatty, Rangpur	
78.	Dinajpur Branch 21.07.1986	Maldahpatty Dinajpur	Tel : (0531) 65680, 63414 Fax: 0531-51632 Mobile # 01713229849 E-mail: ificb@yahoo.com, ificbdnj@btel.net.bd
79.	Shetabgonj SME/ Krishi Br. 15.12.2010	(1st floor), School Road, Murshid- hat, Shetabgonj, P.S. – Bochagonj, Pouroshova – Shetabgonj, Ward No.3, Holding No.521, Dist. Dinajpur	Mob: 01817560826

KHULNA DIVISION

Sl. No.	Branch name & opening date	Address	Telephone Number
80.	Khulna Branch 25.01.1986	Fatema Building 81, Lower Jessore Road Khulna	Tel : (041) 720396, 720397 Fax: 720399 Mobile: 0171-3229851 E-mail: ificb060@btcl.net.bd
81.	Boro Bazar Branch 02.11.2003	1, Sir Iqbal Road Kalibari, Khulna.	Tel: (041) 812099, 812100 Mobile: 01713229852 Fax: 041-812099 E-mail: ificboro@khulna.bangla.net
82.	Jessore Branch 30.04.1986	59, N.S.C. Road (Garikhana Road), Jessore	Tel : (0421) 68762, 68764, 68765, Fax: 0421-68763 Mobile # 01713403300, 01678010218 E-mail: jsrific@yahoo.com
83.	Benapole Branch 26.12.2002	Bandar Complex, Benapole, Jessore	Tel : (04228) 75001-2 Mobile: 0171-3229810 Fax: 04228-75002 E-mail: ificbena@yahoo.com
84.	Satkhira Branch 14.09.1994	Najmul Sarani (1st Floor) Satkhira	Tel : (0471) 62602, 63319 Mobile: 01713400254 Fax: 0471-63319 E-mail: ific-sat@btel.net.bd
85.	Noapara Branch 26.12.1990	Dhaka – Khulna Highway, 97 Noapara Bazar Jessore.	Tel : (04222) 71397 Mobile: 0171-3400537, 01678010221 Fax: 0422271397 SWIFT: IFICBDDH063 E-mail: ific.noapara@gmail.com
86.	Kushita Branch 20.05.1986	2, Siraj-Ud-Dowla Road Abdul Hamid Market N.S. Road, Kushtia.	Tel : (071) 62550, 61895, 71307, Fax: 071-61895, Mob: 01713400380, 01678010223 E-mail: ificbankkush@gmail.com
87.	SME Service Centre Kaligonj 29.12.2009	Sheikh Super Market (1st floor), Nimtola Boro Bazar, P.O.- Noldanga, Kaligonj, Jhenidah	Mob: 01730318277
88.	Poradah Br. 11.10.2010	"Khan Super Market" (1st floor), Vill – Khatdah, Union – Poradah, Ward No.4, Upazilla – Mirpur, P.O. Poradah, P.S. – Mirpur, Dist. Kushtia,	Mob: 01711573136

BARISAL DIVISION

Sl. No.	Branch name & opening date	Address	Telephone Number
89.	Barisal Branch 21.11.1991	95, Sadar Road Barisal	Tel : (0431) 64013, 64305 Fax: 0431-64305 Mob: 01714067409, 01678010224 E-mail: ific.barisal@gmail.com

SYLHET DIVISION

Sl. No.	Branch name & opening date	Address	Telephone Number
90.	Sylhet Branch 17.11.1984	Laldighirpar Sylhet	Tel : (0821) 715489, 715490 Fax : 880-821-722022 Mobile # 01711-438372, 01678010225 E-mail: WEB-www.ificbankbd.com
91.	Beani Bazar Branch 18.12.1988	Zaman Square, Main Road, Beani Bazar Sylhet	Tel: 03799288429 Mob: 01711922493, 01678010226 Fax: 08223-88429 E-mail: ificbbeani@gmail.com
92.	Tultikar Branch 27.12.1989	Point View Shopping Center (1st floor) Amberkhana Sylhet.	Tel : (0821) 714357, 721729 Fax: 0821721729 Mob: 01713301067 E-mail: ificbtul@btcl.net.bd
93.	Subid Bazar Branch 24.04.1994	Hannan Shopping Centre (1st Flr), Subid Bazar, Sylhet	Tel : (0821) 712898, 712832 Mobile: 01713229838, 01678010228 Fax: 0821-712898
94.	Uposhohor Branch 28.12.2003	Sattar Mansion (1st floor) Mend- ibagh C/A. Uposhohor Dist. Sylhet.	Tel: (0821) 816024 Mobile: 0171-3300202 Fax: 0821-814155 E-mail: ificuposhohor@gmail.com
95.	Moulvi Bazar (Dist.) Branch 27.11.1994	69/1, Central Road Paschim Bazar P.O. & Dist. Moulvi Bazar	Tel : (0861) 52392, 52363 Fax: 086152363 Mobile # 01711435687, 01678010230 E-mail: ificmanager@gmail.com
96.	Sreemongal Branch 21.12.2002	Razzaque Cosmopolitan Super Market (1st Floor), Hobigonj Road, , Shreemongal, Moulvi Bazar	Tel : (08626) 71924 Mobile: 01711401728 Fax: 08626-71924 E-mail: ificsmg1@ificbankbd.com
97.	Goala Bazar 04.12.2007	"Haji Nasibullah Market" Goalabazar, Osmaninagar Dist. – Sylhet.	Mobile No. 01713257277, 01678010233 T&T – 08242-56743 Fax: 08242-56743-44

Particulars of Branches of Oman International Exchange LLC, Oman

S/N.	Head Office/Branch particulars	Telephone/Fax/E-mail
0	Head Office/Main Office Post Box No.994 Hay Al Mina Postal Code No.114 Ruwi Souk Street Hamriya, (opposite Muscat Pharmacy) Muscat Sultanate of Oman	Fax : (968) 2483 5036 Ph: (968) 2483 2197 E-mail : obecmct@omantel.net.om
1	Muscat Branch Post Box No.994 Hay Al Mina Postal Code No.114 Ruwi Souk Street Hamriya, (opposite Muscat Pharmacy) Muscat Sultanate of Oman	Ph : (968) 2483 0893 Fax : (968) 2483 5141
2	Salalah Branch Post Box No.2039 Postal Code No.211 Al Nadha Street, Salalah, Sultanate of Oman	Ph : (968) 2329 0282 Fax : (968) 2329 3185
3	Sur Branch Post Box No.276 Postal Code No.411 Sur Souk, Sultanate of Oman	Ph : (968) 2554 1467 Fax : (968) 2554 4035
4	Sohar Branch Post Box No.862 Postal Code No.311 Sohar Hospital Road, Sohar, Sultanate of Oman	Ph : (968) 2684 6339 Fax : (968) 2684 1519
5	Nizwa Branch Post Box No.718 Postal Code No.611 Nizwa Souk, Sultanate of Oman	Ph : (968) 2541 3084 Fax : (968) 2541 1741
6	Suwaiq Branch Post Box No.497 Postal Code No.315 Suwaiq Roundabout, Next to Bank Muscat Muscat – Sohar Highway, Suwaiq Sultanate of Oman	Ph : (968) 2686 1893 Fax : (968) 2686 0793
7	Ghubra Branch Post Box No.897 Postal Code No.133 Ghubra Roundabout (inside) After bank Muscat, Ghubra Sultanate of Oman	Ph : (968) 2449 0360 Fax : (968) 2449 2273



8	Mabelah Counter Post Box No.994 Postal Code No.114 Near Oman Oil Petrol Station Muscat – Sohar Highway Mabelah Sultanate of Oman	Ph : (968) 2445 0613 Fax : (968) 2445 0612
9	Barka Branch Post Box No.696 Postal Code No.320 Adjacent to Oman Oil Petrol Station Barka Sultanate of Oman	Fax : (968) 2688 5143
10	Falaj Branch Post Box No.70 Postal Code No.327 Sohar Industrial Estate Next to Doha Shopping Centre Sohar – Muscat Highway Sultanate of Oman	Fax : (968) 2675 1420
11	Saham Branch Post Box No.878 Postal Code No.319 Saham Beside Omantel Office Sultanate of Oman	Ph : (968) 2685 5442 Fax : (968) 2685 5446
12	Ruwi Branch Post Box No.1585 Postal Code No.114 Hay Al Mina Ruwi Souq Street Sultanate of Oman	Ph : (968) 2479 4792 Fax : (968) 2479 6792

Particulars of Branches of Nepal Bangladesh Bank Limited, Kathmandu

Sl. No.	Head Office / Branch Particulars	Telephone/Fax/E-mail
01	Main Branch Bijuli Bazar, New Baneshwor, Kathmandu, Nepal PO Box # 9062, Kathmandu, Nepal	Tel: (00977-1) 4783975, 4783976,4780231 Fax :00977-1-4784326, 4780169
02	Putali Sadak Branch Kathmandu Plaza, 1st floor, Kathmandu	Tel : 4168502,4168504 Fax : 977-1-4168506,4168507
03	New Road Branch Meera Home, Khichapokhari, Kathmandu	Tel : 4780698, 4780770, 4781195, Fax : 977-1-4781824,4780826
04	Battar Bazar Branch Bidur Municipality Ward No.3, Battar Bazar, Nuwakot.	Tel : 010-560256 Fax : 977-10-560754
05	Bhainsepati Branch Sainbu, Bhainsepati Lalitpur Kathmandu	Tel : 010-5590028 Fax : 977-1-5544630
06	Janakpur Branch Bhanuchowk, Janakpurdham, Nepal	Tel : 041-523385, 041-521548, 041-522747 Fax : 041-521549
07	Kalimati Branch Kalimati Kathmandu	Tel : 4277386, 4284936 Fax : 977-1-4277396
08	Butwal Branch Traffic chowk, Butwal	Tel : 071-544906 071-544845 Fax: 977-71-544774
09	Hetauda Branch Main Road, Hetauda, Nepal	Tel : 057-524936, 057-523034 Fax : 977-57-525282
10	Birgunj Branch Alakhiya Road, Birgunj	Tel : 051-523494, 051- 523689 Fax : 977-51-524860
11	Nepalgunj Branch Dhamboji, Surkhet Road Nepalgunj	Tel : 081-523135, 081-523341 Fax : 977-81-523135
12	Biratnagar Branch Dadharam Market, Rangeli Road, Biratnagar	Tel : 021-530523, 021- 524263, 021- 522614 Fax : 977-21-530509



Sl. No.	Head Office / Branch Particulars	Telephone/Fax/E-mail
13	Tatopani Branch Kodarilipani, Liping, Sindhupal Chowk, Nepal	Tel : 0196-33025, 008613989029053 Fax : 00873761886881
14	Dhangadi Branch Dhangadhi Municipality Ward No. 2, Chauraha, Main Road, Dhangadhi, Kailali, Nepal	Tel : 091-521785, 091-521532 Fax : 977-91-523393
15	Pokhara Branch Pokhara Sub-Metropolitan Ward No. 9, Chipledhaunga, B.P. Marga, Pokhara.	Tel : 061-533134, 061-533135 Fax :977-61-521810
16	Lalitpur Branch Kumaripati Lalitpur Nepal	Tel : 555-3011, 5535497 Fax : 977-1-5535497(Ext.222)
17	Dharan Branch Dharan Mahendra Path Sunsari Nepal	Tel : 025-5-30166 Fax : 977-25-524729
18	Bhaktapur Branch Bhaktapur, Katunya Ward No.6 Bhaktapur District Nepal	Tel: 01-6613170 Fax: 01-6613195

NIB Bank Ltd., Pakistan

NIB has a network of 244 branches and more than 100 ATMs in over 60 cities and towns.

For details please visit the website.

NIB BANK LTD.

MUHAMMADI HOUSE

11 CHUNDRIGAR ROAD

KARACHI-74000

EMAIL: info@nibpk.com

PHONE: (021) 111-333-111





Notice of AGM





International Finance Investment and Commerce Bank Limited
Head Office, BDBL Bhaban (8th-10th, 16th-19th Floors) 8, Rajuk Avenue, Dhaka-1000

NOTICE OF THE 34th ANNUAL GENERAL MEETING

Notice is hereby given to the Members of International Finance Investment and Commerce Bank Limited (IFIC Bank Limited) that the 34th Annual General Meeting of the Company will be held on Sunday, July 24, 2011 at 11.00 a.m. in Bashundhara Convention Centre, Block-G, Umme Kulsum Road, Bashundhara R.A., Baridhara, Dhaka.

Agenda for the Meeting are as under:

- 01 To receive, consider and adopt the Directors' Report and Audited Financial Statements of the Bank for the year ended 31st December 2010 together with the Auditors' Report thereon.
- 02 To approve dividend for the year ended 31st December 2010 as recommended by the Board of Directors.
- 03 To elect/re-elect Directors.
- 04 To re-appoint Auditors of the Bank and fix their remuneration.
- 05 To adopt '**Special Resolution**' :

To reduce the 'Period of Notice' for holding meeting of the Board of Directors as mentioned in Article No. 120 of the Articles of Association of the Bank, the following revision in the said Article for which 'NO OBJECTION' from Bangladesh Bank has been obtained shall be placed for consideration and approval.

Existing Clause: Generally fifteen days notice shall be given for meeting of the Directors. In case of emergency, the Managing Director may hold meeting at shorter notice at his discretion.

Proposed Revision: Generally seven days notice shall be given for meeting of the Directors. In case of emergency, the Managing Director may hold meeting at shorter notice at his discretion.

- 06 Any other matter with the permission of the Chair.

By order of the Board of Directors

(A.K.M. Mozharul Hoque)
Senior Executive Vice President
&
Company Secretary

Date: June 30, 2011.

Notes:

- a) The Record Date: Sunday, May 22, 2011.
- b) The Board of Directors has recommended Stock Dividend @ 27% (i.e. 27 Bonus Shares for every 100 Shares held) for the year ended December 31, 2010 for approval of the Shareholders in the 34th Annual General Meeting of the Bank.
- c) The Shareholders whose names appeared in the Share Register of the Bank and/or Depository (CDBL) Register on May 22, 2011 shall be eligible to attend the AGM and will be entitled to the Dividend.
- d) A Member eligible to attend and vote at the Annual General Meeting may appoint a Proxy to attend and vote on his/her behalf.
- e) Proxy Form duly stamped and signed by the member must be submitted to the Registered Office of the Company at least 72 hours before the time of holding of the Meeting for attestation. Upon receipt of attested Proxy Form, the nominated person or attorney or authorized person from a Company/Corporation may attend/vote in the Annual General Meeting.
- f) The retiring Directors shall be eligible for election/re-election as per provision laid down in the Articles of Association of the Bank.
- g) Honourable Shareholders are requested to inform in writing to the Share Department of the Bank regarding change of address, if any.
- h) For convenience of the honourable Shareholders and Proxy-holders, the Registration Counters of the Annual General Meeting shall remain open from 9.00 a.m. to 11.30 a.m. on July 24, 2011.





ATTENDANCE SLIP





International Finance Investment and Commerce Bank Limited

Head Office, BDBL Bhaban (8th-10th, 16th-19th Floors) 8, Rajuk Avenue, Dhaka-1000

ATTENDANCE SLIP

I hereby record my attendance at the 34th Annual General Meeting of International Finance Investment & Commerce Bank Limited being held on Sunday, the 24th July 2011 at 11.00 a.m. in Bashundhara Convention Centre, Block-G, Umme Kulsum Road, Bashundhara R/A, Dhaka.

Name of the Shareholder :

Folio/BO ID No.

<input type="checkbox"/>	<input type="checkbox"/>	<input type="checkbox"/>	<input type="checkbox"/>	<input type="checkbox"/>	<input type="checkbox"/>	<input type="checkbox"/>	<input type="checkbox"/>	<input type="checkbox"/>	<input type="checkbox"/>	<input type="checkbox"/>	<input type="checkbox"/>	<input type="checkbox"/>	<input type="checkbox"/>	<input type="checkbox"/>	<input type="checkbox"/>	<input type="checkbox"/>
--------------------------	--------------------------	--------------------------	--------------------------	--------------------------	--------------------------	--------------------------	--------------------------	--------------------------	--------------------------	--------------------------	--------------------------	--------------------------	--------------------------	--------------------------	--------------------------	--------------------------

Signature of the Shareholder

Note : Honourable Shareholders attending the meeting in person is requested to complete the Attendance Slip and deposit the same to the '**Registration Counter**' at the AGM venue. Signature in the Attendance Slip must tally with the signature recorded with the Company (**In case of folio, signature recorded with the Share Department and for BO holders, signature received from the CDBL**).





PROXY FORM





International Finance Investment and Commerce Bank Limited
 Head Office, BDBL Bhaban (8th-10th, 16th-19th Floors) 8, Rajuk Avenue, Dhaka-1000

Proxy Form

Affix
 Revenue
 Stamp of
 Tk. 10/-

I/We

Folio/BO ID No.

Address :

being a Shareholder of International Finance Investment & Commerce Bank Limited, do hereby appoint

Mr./Ms

of

as my/our Proxy in my/our absence to attend and vote for me/us on my/our behalf at the 34th Annual General Meeting of the Company scheduled to be held on Sunday, the 24th July 2011 at 11.00 a.m. in Bashundhara Convention Centre, Block-G, Umme Kulsum Road, Bashundhara Residential Area, Baridhara, Dhaka and at any adjournment thereof.

In witness whereof I/We set my/our hand(s) on this the day of July 2011.

Signature of the Proxy

Signature of the Shareholder(s)

No. of shares held

Note : The Proxy Form duly stamped and completed in all respect must be deposited to the Share Department of the Company at least 72(seventy two) hours before the schedule time of the meeting for attestation. Signature of the Shareholder(s) must tally with the signature recorded with the Company (In case of folio, signature recorded with the Share Department and for BO holders, signature received from the CDBL).

International Finance Investment and Commerce Bank Limited
 Head Office, BDBL Bhaban (8th-10th, 16th-19th Floors) 8, Rajuk Avenue, Dhaka-1000

Attendance Slip for Proxy-holder

I hereby record my attendance at the 34th Annual General Meeting of International Finance Investment & Commerce Bank Limited being held on Sunday, the 24th July 2011 at 11.00 a.m. in Bashundhara Convention Centre, Block-G, Umme Kulsum Road, Bashundhara R/A, Dhaka.

Name of the Shareholder(s) :

Folio/BO ID No.

No. of Shares held

Name of the Proxy-holder.....

Signature of the Proxy-holder..... Signature of the approving Official of IFIC Bank Limited

Signature of the Shareholder(s).....

Note : The Proxy-holder attending the meeting is requested to deposit the Attendance Slip to the 'Registration Counter' at the AGM venue.



IFIC BANK
LIMITED

ইন্টারন্যাশনাল ফাইন্যান্স ইনভেস্টমেন্ট এন্ড কমার্স ব্যাংক লিঃ

A large area of the page is filled with horizontal dashed lines, serving as a template for text or data entry.





IFIC BANK
LIMITED

ইন্টারন্যাশনাল ফাইন্যান্স ইনভেস্টমেন্ট এন্ড কমার্স ব্যাংক লিঃ

www.ificbankbd.com